



**PARTS CATALOG
MODEL 7
(20, 25 AND 30 MPH)**

 **MOTOBECANE**

ILLUSTRATED PARTS CATALOG

INTRODUCTION

This section of the Motobecane Dealer Manual identifies all parts required for service replacement on Model 7.

The Table of Contents page lists the main subjects covered by each figure of the Illustrated Parts Catalog, the title also being located at the bottom corner of each figure page.

Every part or assembly listed has a Part Number which corresponds to the Index Number on the illustration. The index numbering commences with "1" and runs consecutively for each figure.

The Part Number listed must always be used when ordering parts. To ensure that the parts listing is kept up-to-date, the information that will be provided periodically in Motobecane Parts Bulletins should be noted on the appropriate figure and the Parts Bulletin filed in this binder in the section provided.

Revised pages will be issued as necessary. Upon receipt, they should be inserted in this section of the manual according to the instructions that will be issued at the time.

The column "Qty Assy" (Quantity per Assembly) shows the quantity of a particular part required for the assembly illustrated.

This parts manual incorporates all of the needed parts for each of our models whether they are 20, 25, or 30 MPH. If a specific spare part is unique as far as top speed and performance are concerned, that part will be labeled accordingly.

Example:	<u>INDEX</u>	<u>PART NUMBER</u>	<u>QTY ASSY</u>	<u>DESCRIPTION</u>
	1	53505	1	Cylinder Complete (20MPH)
	1	54328	1	Cylinder Complete (25MPH)

IDENTIFYING THE TOP SPEED OF A MACHINE

The manufacturer's certification plate mounted on the front of the frame will be marked in one of the following ways.

Speed of the Machine

A = 30 MPH
B = 25 MPH
C = 20 MPH

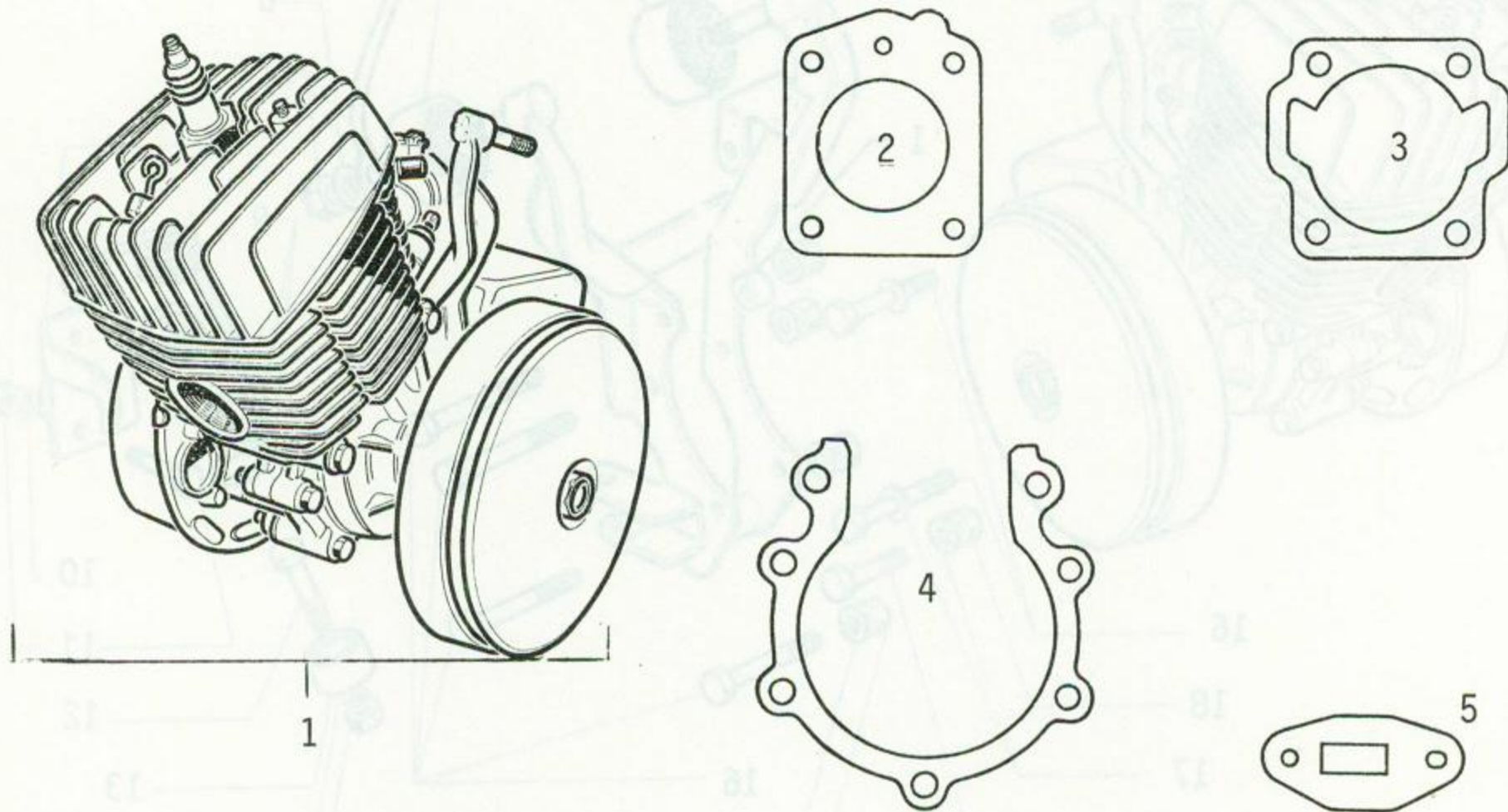
OR

Speed of the Machine

30
25
20

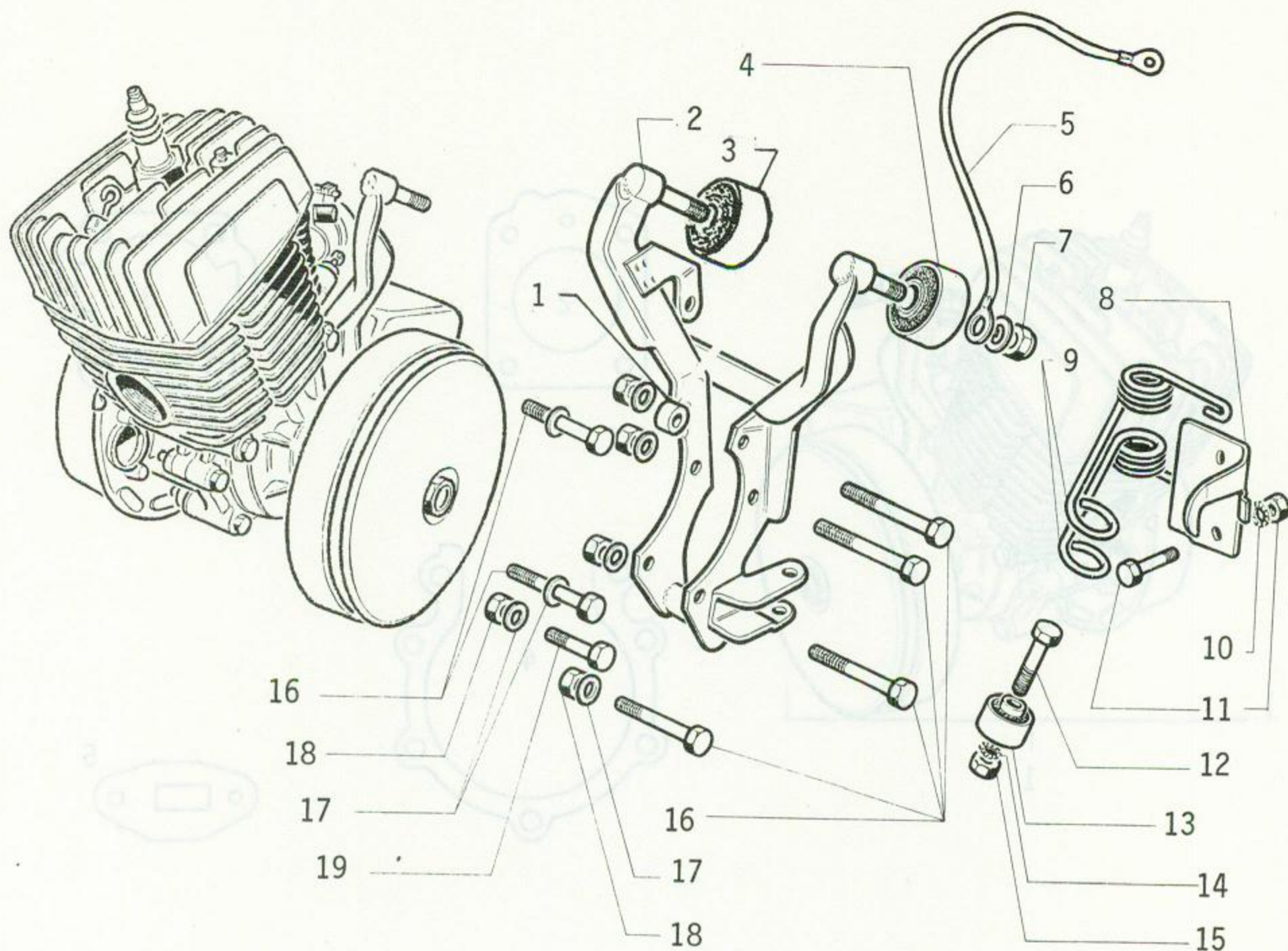
TABLE OF CONTENTS

<u>ILLUSTRATED PARTS</u>	<u>PAGE</u>
Engine Complete	1
Engine Mounting	2
Cylinder	3
Cylinder Head	3
Piston and Cylinder Matching	4
Inlet Pipe	5
Crankcase	6
Crankshaft	6
Exhaust	7
Carburetor	8 - 9
Fuel Tap	10
Magneto (6 Volt)	11 - 12
Magneto (12 Volt)	13 - 14
Clutch (Dimoby)	15 - 16
Pulley	17
Pedal Crank	18
Cables	19
Chain Tensioner	20
Front Hub	21
Rear Hub	22
Front Wheel and Tire	23
Rear Wheel and Tire	24
Frame	25 - 26
Fork	27 - 29
Handgrip (Right)	30
Handgrip (Left)	31
Fenders (Front and Rear)	32
Handlebar	33
Seat	34
Speedometer	35
Headlamp	36
Taillight	37
Electrics (Wiring and Switches)	38



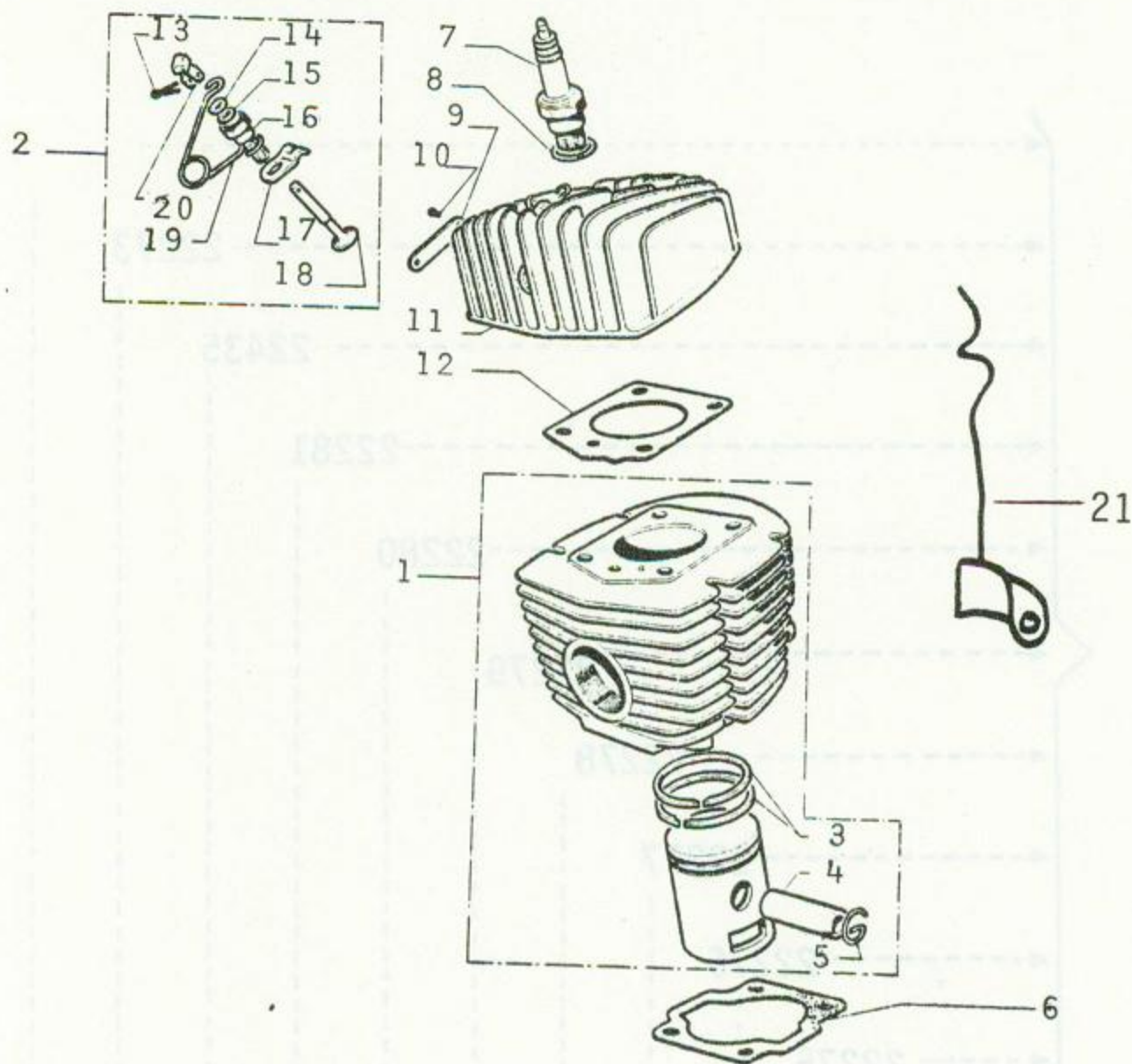
INDEX	PART NUMBER	QTY ASSY.	DESCRIPTION
1	54243	1	Engine Complete (20MPH)
1	54169	1	Engine Complete (25MPH)
1	54177	1	Engine Complete (30MPH)
2	23462	1	Cylinder Head Gasket
3	14895	1	Cylinder Base Gasket
4	16910	1	Crankcase Gasket
5	17073	1	Inlet Pipe Gasket

Engine Complete
Fig. 1




INDEX	PART NUMBER	QTY ASSY.	DESCRIPTION
1	23024	1	Spacer
2	23023	1	Engine Mount Bracket
3	23364	1	Flexibloc (Right Side)
4	17994	1	Flexibloc (Left Side)
5	19888	1	Ground Lead
6	23031	2	Keyed Washer
7	17523	2	Nylock Nut
8	23032	1	Spring Retaining Plate
9	15933	1	Belt Tensioner Spring (Set of 2)
10	01172	1	Washer
11	00968	2	Bolt
12	00050	1	Bolt
13	15934	1	Flexibloc
14	00797	1	Washer
15	00010	1	Nut
16	00366	6	Crankcase Bolts
17	01527	4	Washer
18	00011	4	Nut
19	14936	1	Bolt

Engine Mounting
Fig. 2

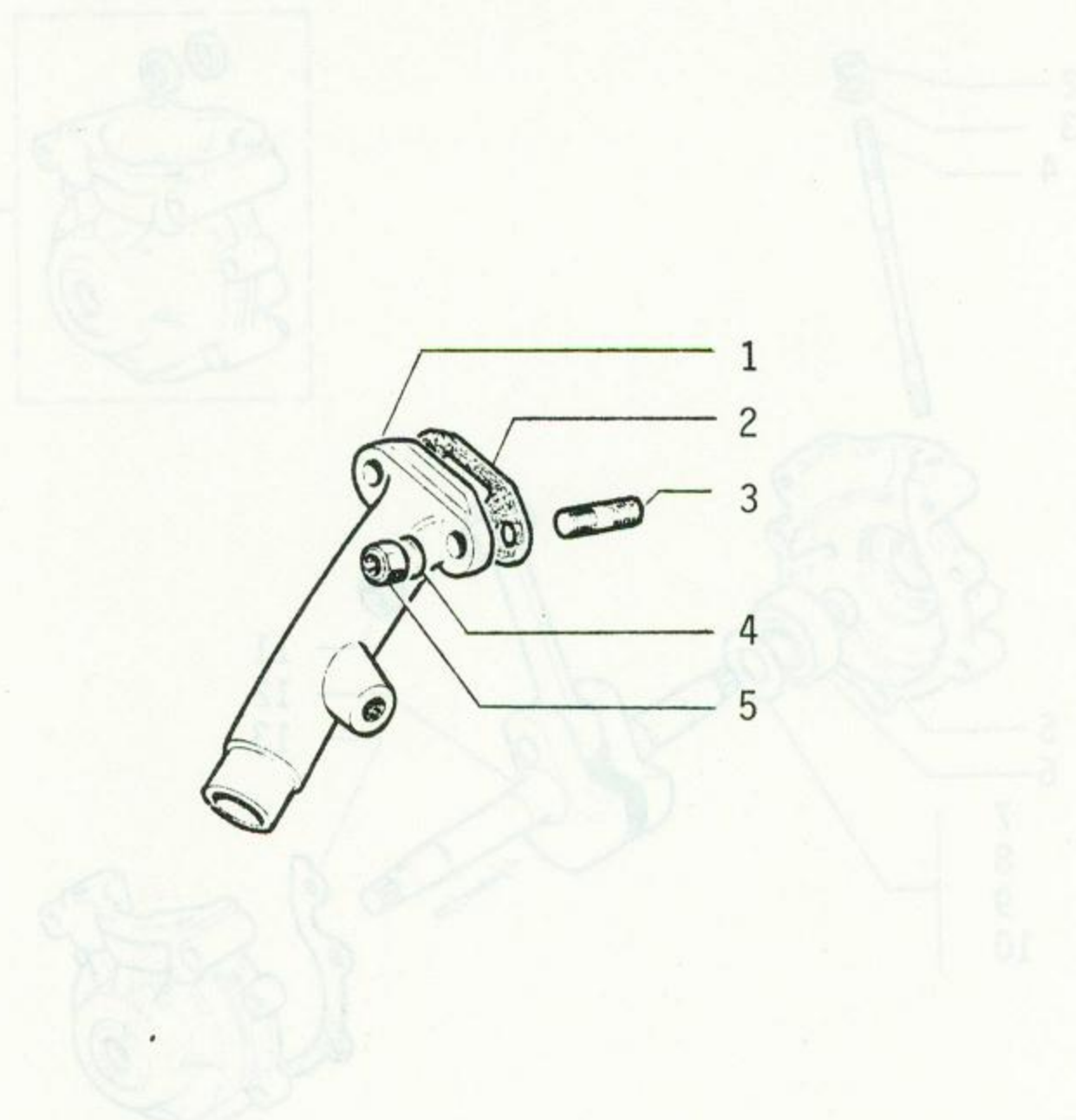


INDEX	PART NUMBER	QTY ASSY.	DESCRIPTION
1	23461	1	Cylinder Kit
2	14721	1	Decompression Valve Kit
3	14821	2	Piston Ring (Prior to 6/76 manufacture)
3	22148	2	Piston Ring (After 6/76 manufacture)
4	15094	1	Piston Pin
5	00658	2	Piston Pin Clip
6	14895	1	Cylinder Base Gasket
7	01547	1	Spark Plug
8	00059	1	Spark Plug Gasket
9	21294	1	Engine ID Plate
10	00053	2	Rivet
11	23026	1	Cylinder Head Complete
12	23462	1	Cylinder Head Gasket
13	00018	1	Cotter Pin
14	14987	1	Washer
15	14897	1	Gasket
16	14855	1	Decompressor Body
17	14919	1	Anchor Lug
18	15025	1	Decompression Valve
19	15007	1	Spring
20	15099	1	Link
21	22156	1	Magneto Harness Guide

Cylinder and Cylinder Head
Fig. 3

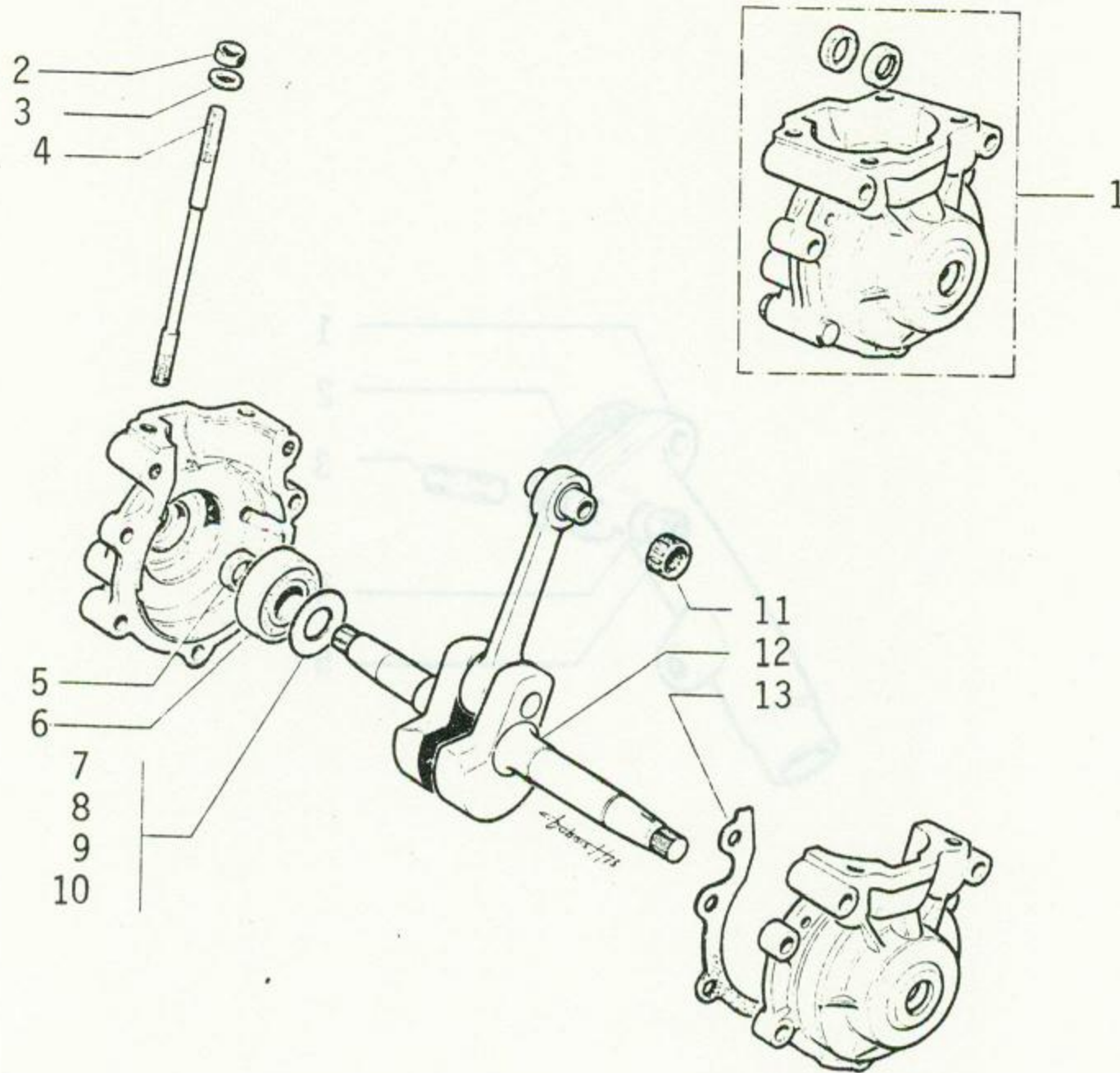


Piston Matching
Fig. 4



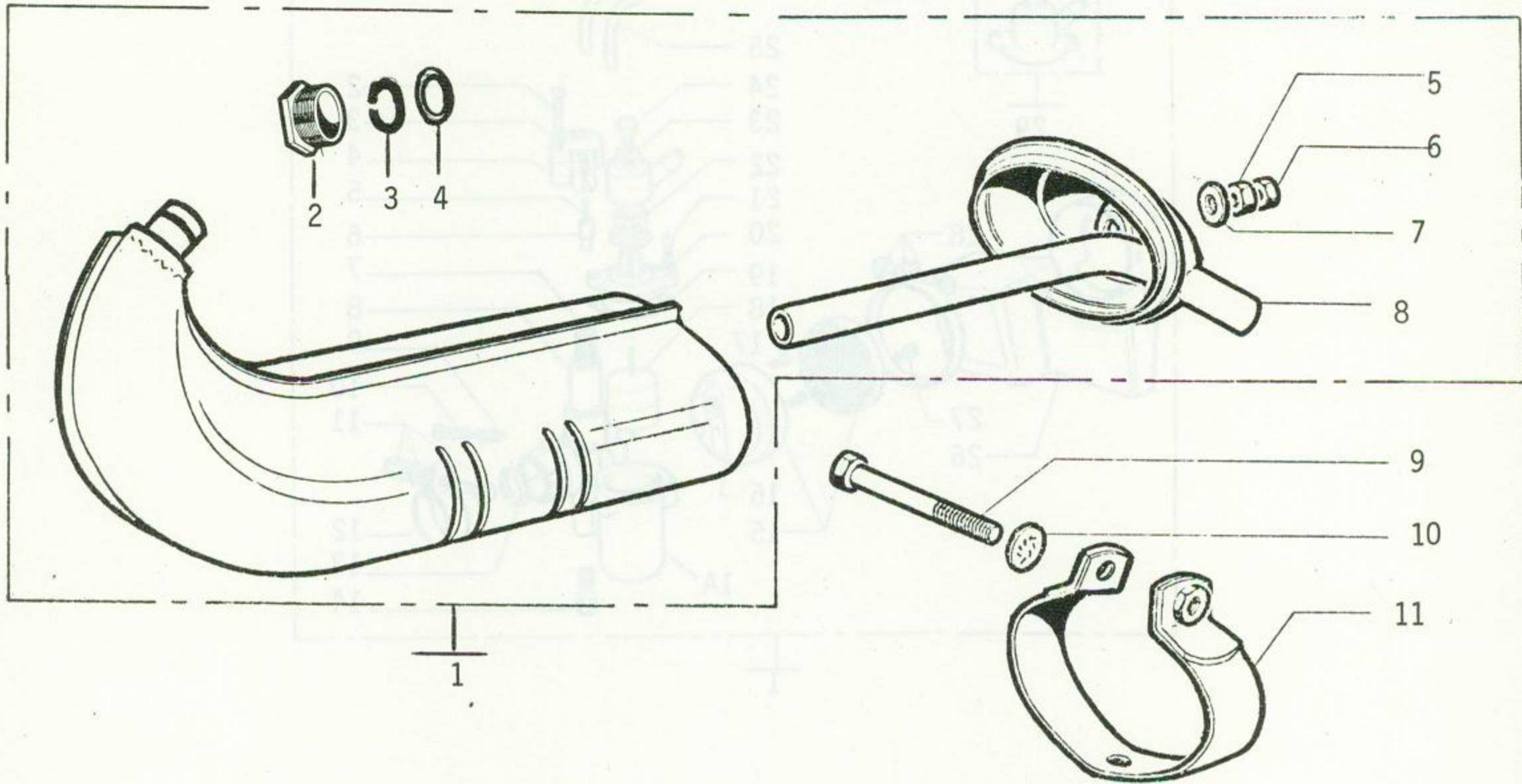
INDEX	PART NUMBER	QTY ASSY.	DESCRIPTION
1	54306	1	Inlet Pipe (20MPH)
1	54190	1	Inlet Pipe (25MPH)
1	23025	1	Inlet Pipe (30MPH)
2	17073	1	Inlet Pipe Gasket
3	00796	2	Stud
4	01172	2	Washer
5	01176	2	Nylock Nut

Inlet Pipe
Fig. 5



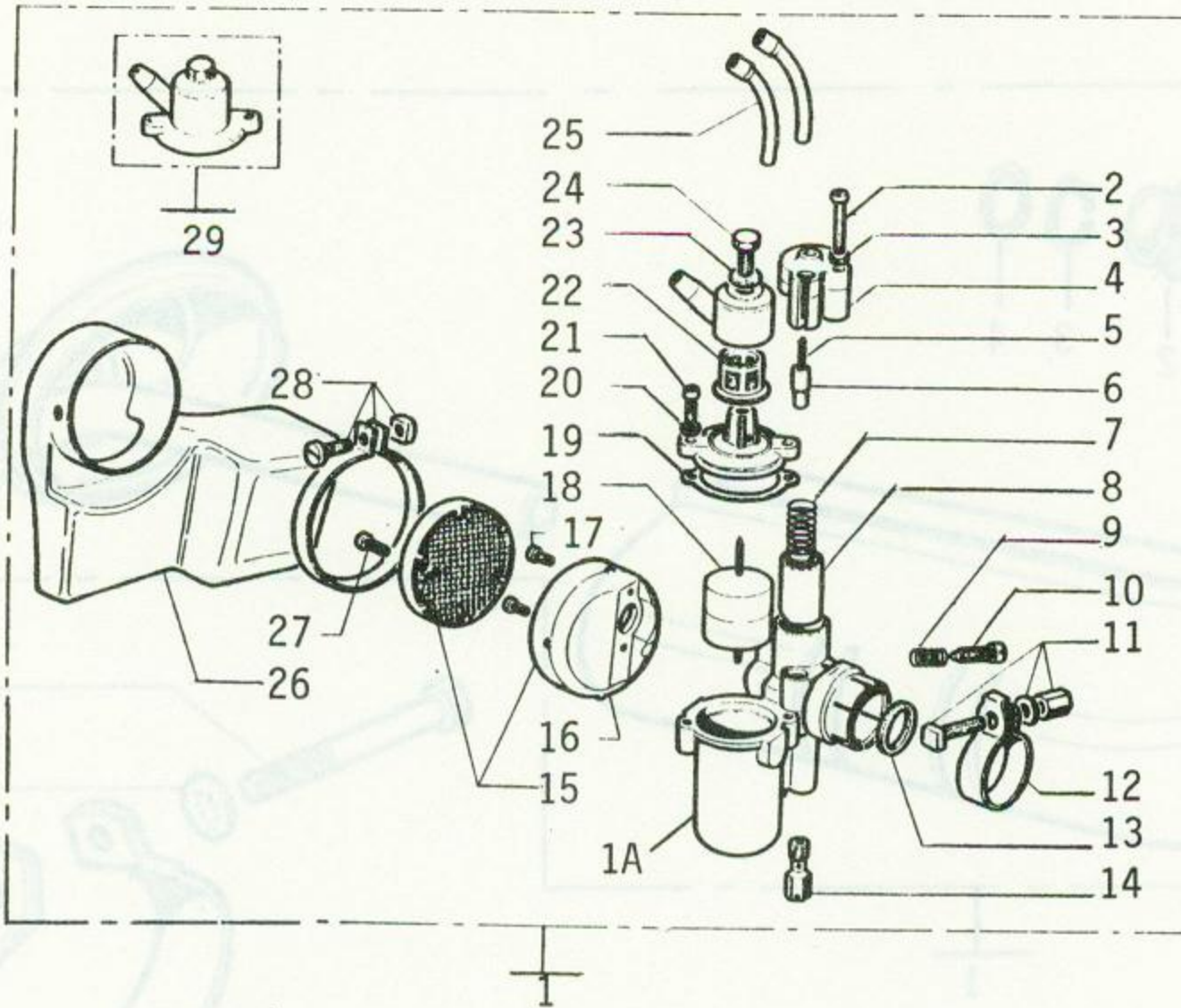
INDEX	PART NUMBER	QTY ASSY.	DESCRIPTION
1	23022	1	Crankcase Assembly
2	00011	4	Nut
3	18921	4	Washer
4	14716	4	Cylinder Stud
5	19089	2	Crankcase Seals
6	16906	2	Crankshaft Support Bearing
7	01285		Crankshaft Bearing Shim (.1mm)
8	01286		Crankshaft Bearing Shim (.2mm)
9	01287		Crankshaft Bearing Shim (.3mm)
10	01288		Crankshaft Bearing Shim (.5mm)
11	15855	1	Caged Needle Bearing
12	19609	1	Crankshaft
13	16910	1	Crankcase Gasket

Crankcase
Fig. 6



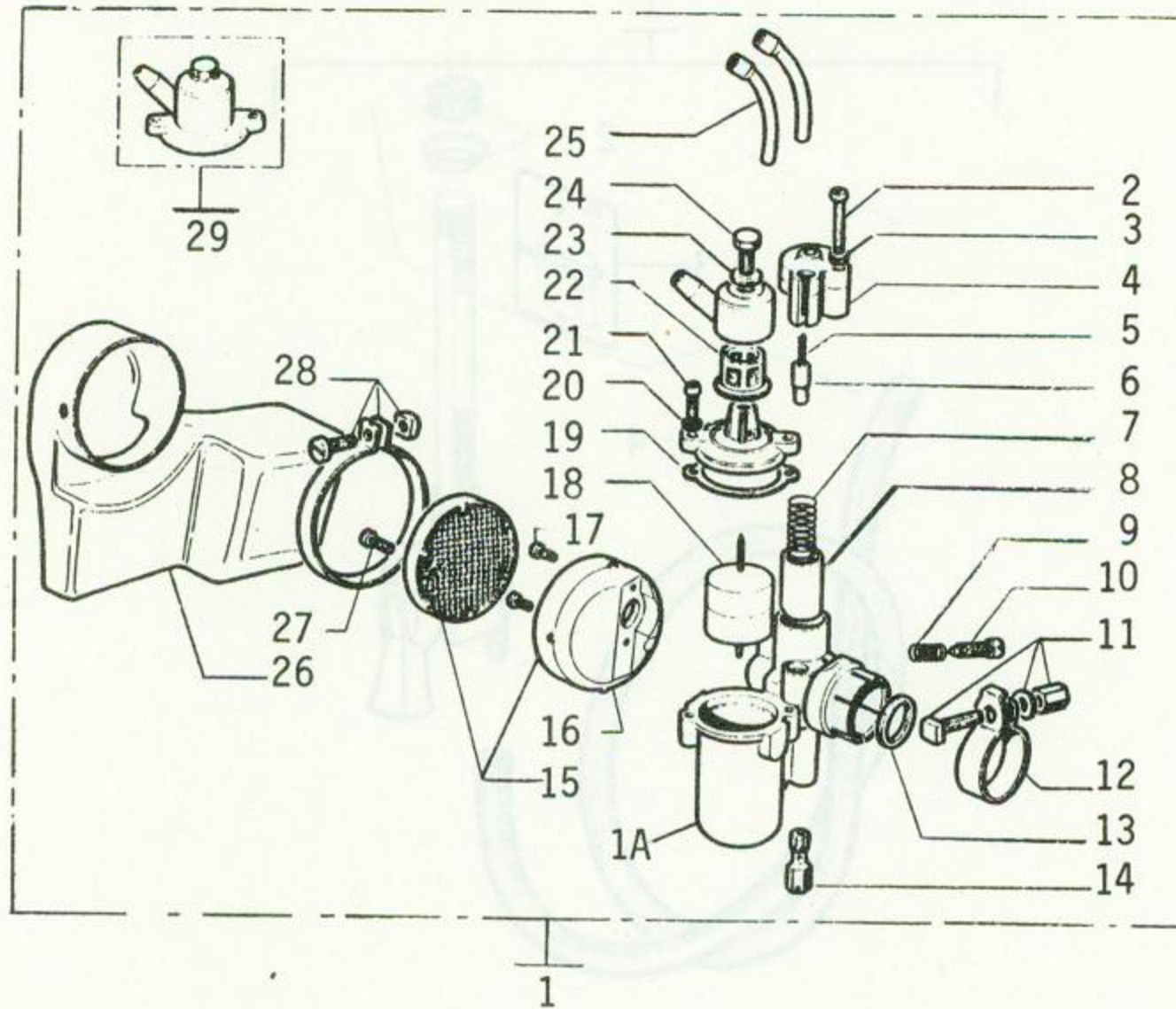
INDEX	PART NUMBER	QTY ASSY.	DESCRIPTION
1	54226	1	Muffler Complete (20MPH)
1	23051	1	Muffler Complete (25 and 30MPH)
2	18500	1	Nut (if replaceable)
3	14786	1	Lock Ring (if replaceable)
4	00675	1	Exhaust Gasket
5	00010	1	Nut
6	00009	1	Nut
7	01545	1	Washer
8	23052	1	Baffle
9	01189	1	Bolt
10	01113	1	Washer
11	21712	1	Exhaust Clamp

Exhaust
Fig. 7



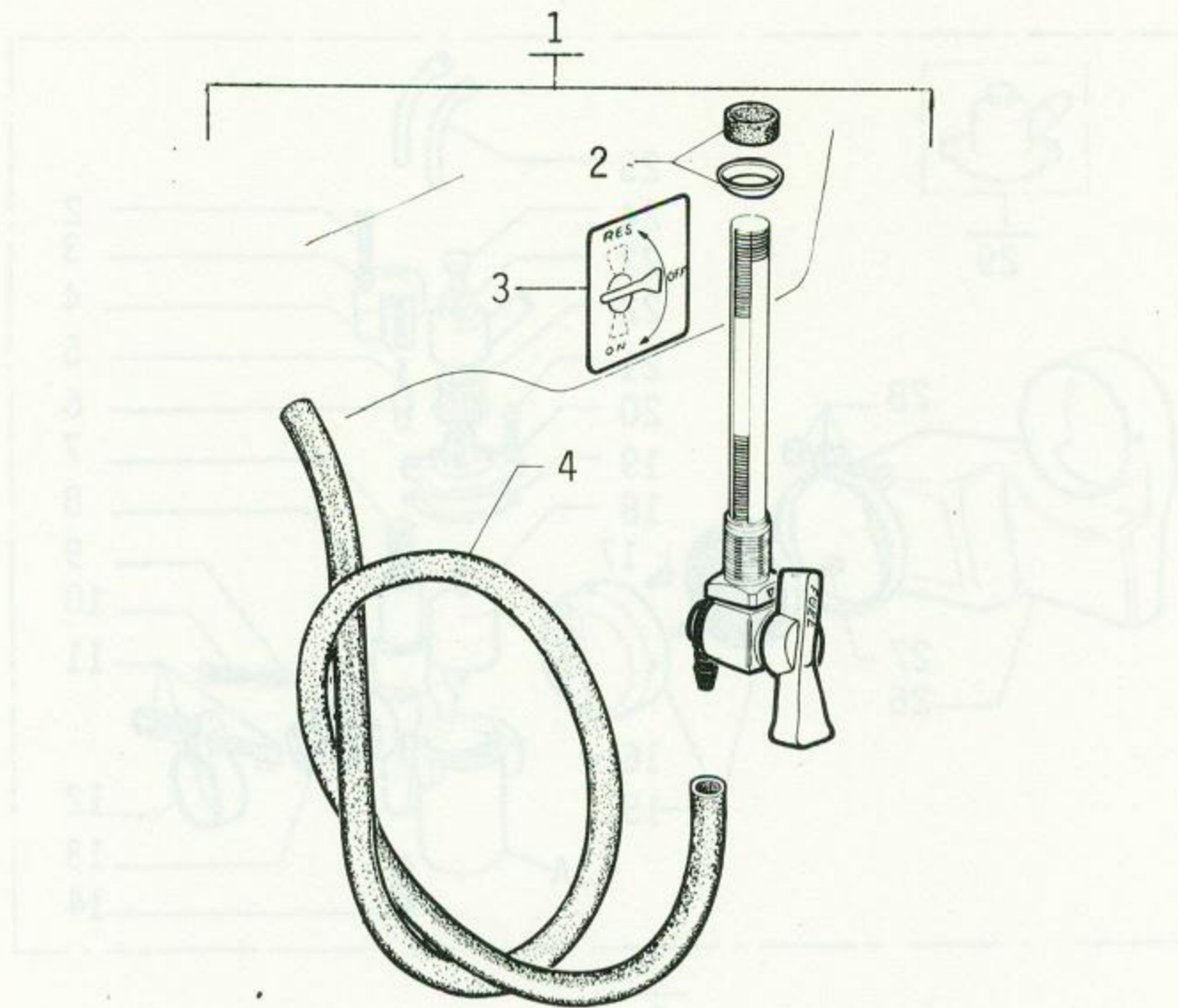
INDEX	PART NUMBER	QTY ASSY.	DESCRIPTION
1	54458	1	Carburetor Complete (20MPH)
1	54458	1	Carburetor Complete (25MPH)
1	23021	1	Carburetor Complete (30MPH)
1A	54225	1	Carburetor Body (20 and 25MPH)
1A	54454	1	Carburetor Body (30MPH)
2	23194	1	Screw
3	01088	1	Washer
4	17759	1	Slide Cap
5	14120	1	Choke Slide Return Spring
6	14119	1	Choke Slide
7	14107	1	Throttle Slide Return Spring
8	19605	1	Throttle Slide (20MPH)
8	19605	1	Throttle Slide (25MPH)
8	16629	1	Throttle Slide (30MPH)
9	00204	1	Spring
10	18892	1	Idle Screw
11	00208	1	Bolt, Nut, and Washer
12	15043	1	Clamp
13	22689	1	Rubber Gasket
14	23549	1	Fuel Jet 245cc or #60 (20MPH)
14	23548	1	Fuel Jet 240cc or #58 (25MPH)

Carburetor
Fig. 8



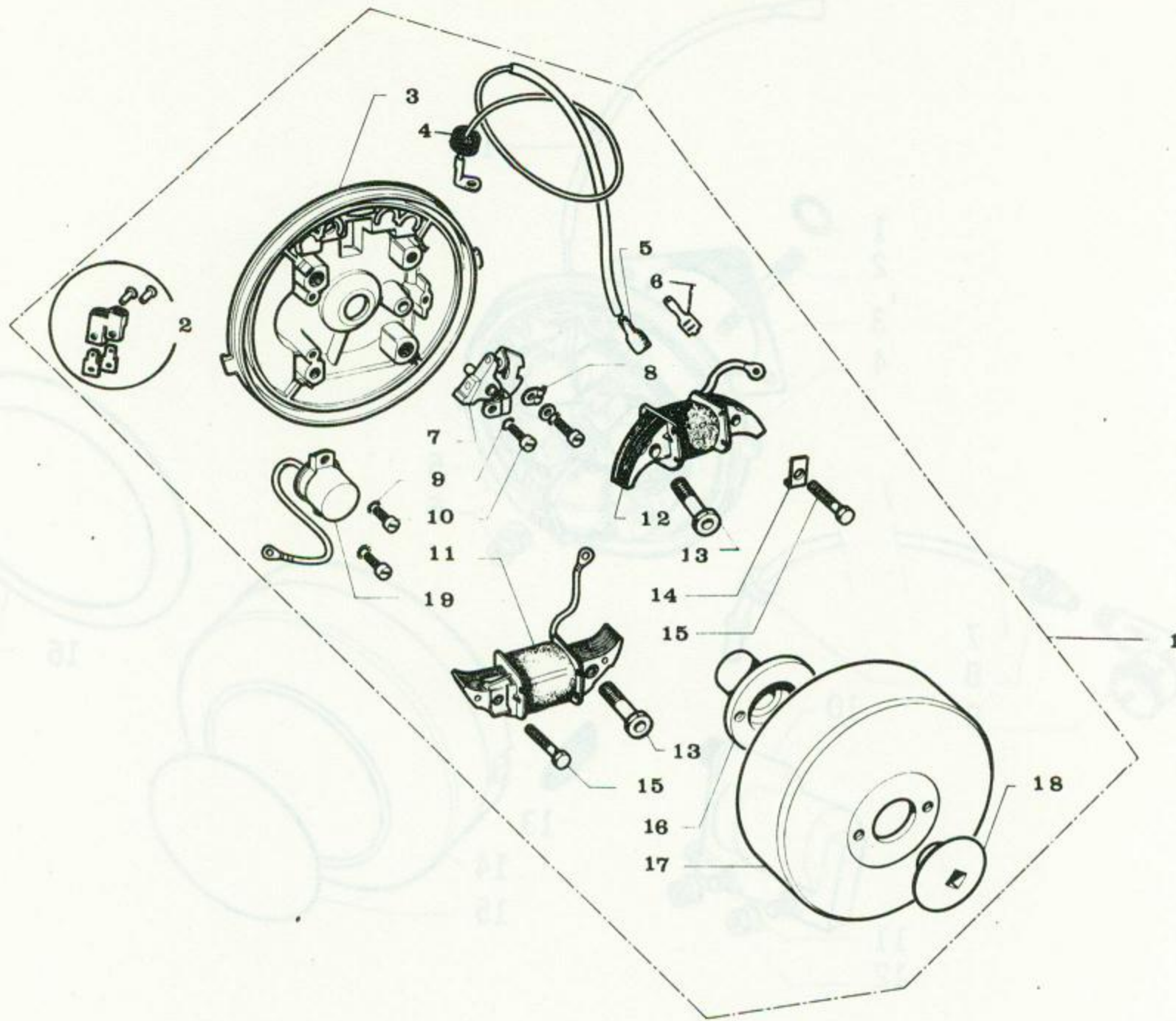
INDEX	PART NUMBER	QTY ASSY.	DESCRIPTION
14	23546	1	Fuel Jet 220cc or #54 (30MPH)
15	23196	1	Air Filter Assembly
16	23195	1	Air Filter Cover
17	23139	2	Screw
18	14123	1	Float
19	14103	1	Gasket
20	01088	2	Washer
21	14106	2	Screw
22	19143	1	Fuel Filter
23	15326	1	Washer
24	13245	1	Bolt
25	21940	2	Cable Guide
26	23197	1	Air Filter Box
27	19606	2	Screw
28	19145	1	Clamp
29	23199	1	Float Chamber Cap

Carburetor
Fig. 8 - Cont'd.



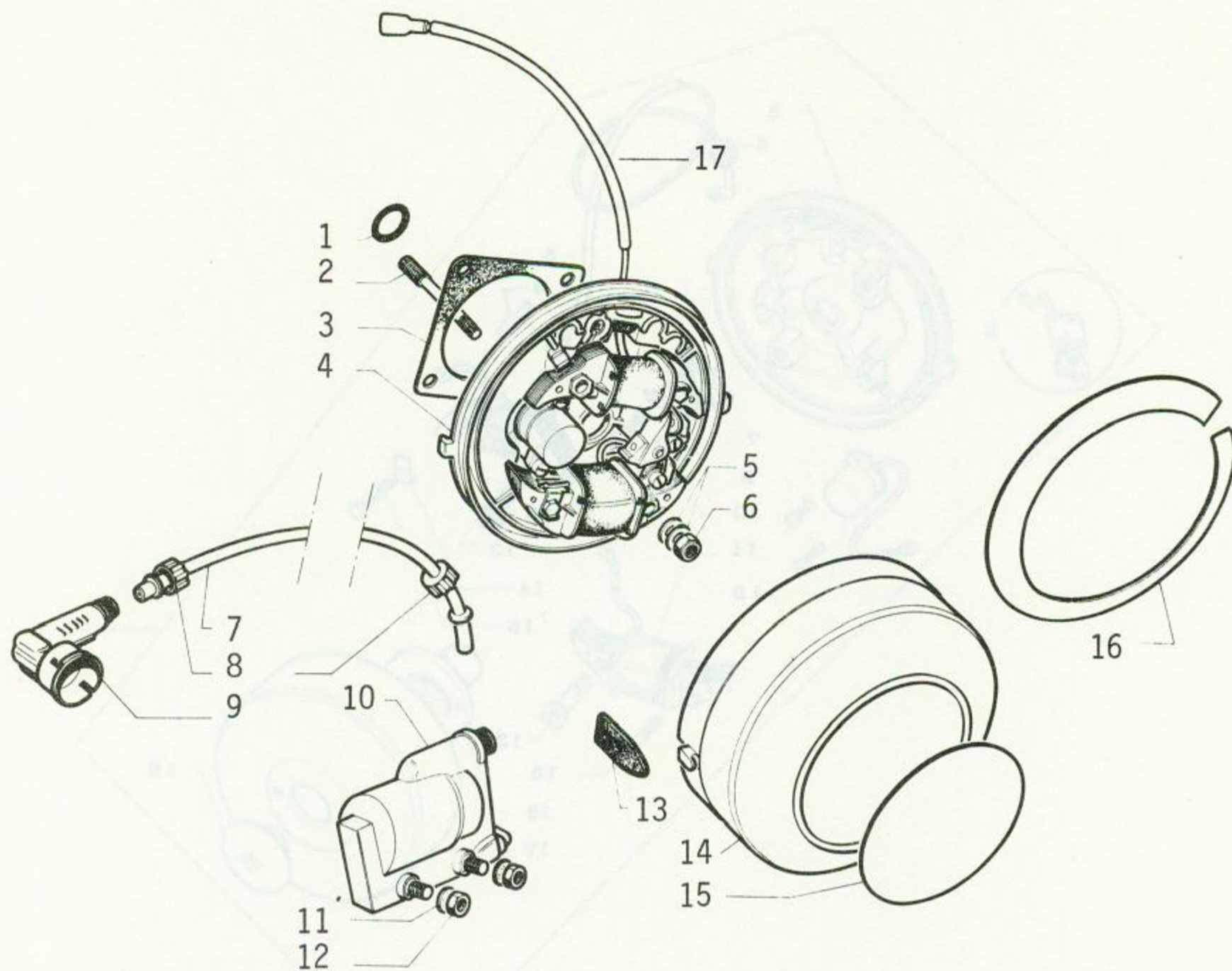
INDEX	PART NUMBER	QTY ASSY.	DESCRIPTION
1	54170	1	Fuel Tap Complete
2	22292	1	Gasket
3	54171	1	Decal
4	23407	1	Fuel Line

Fuel Tap
Fig. 9



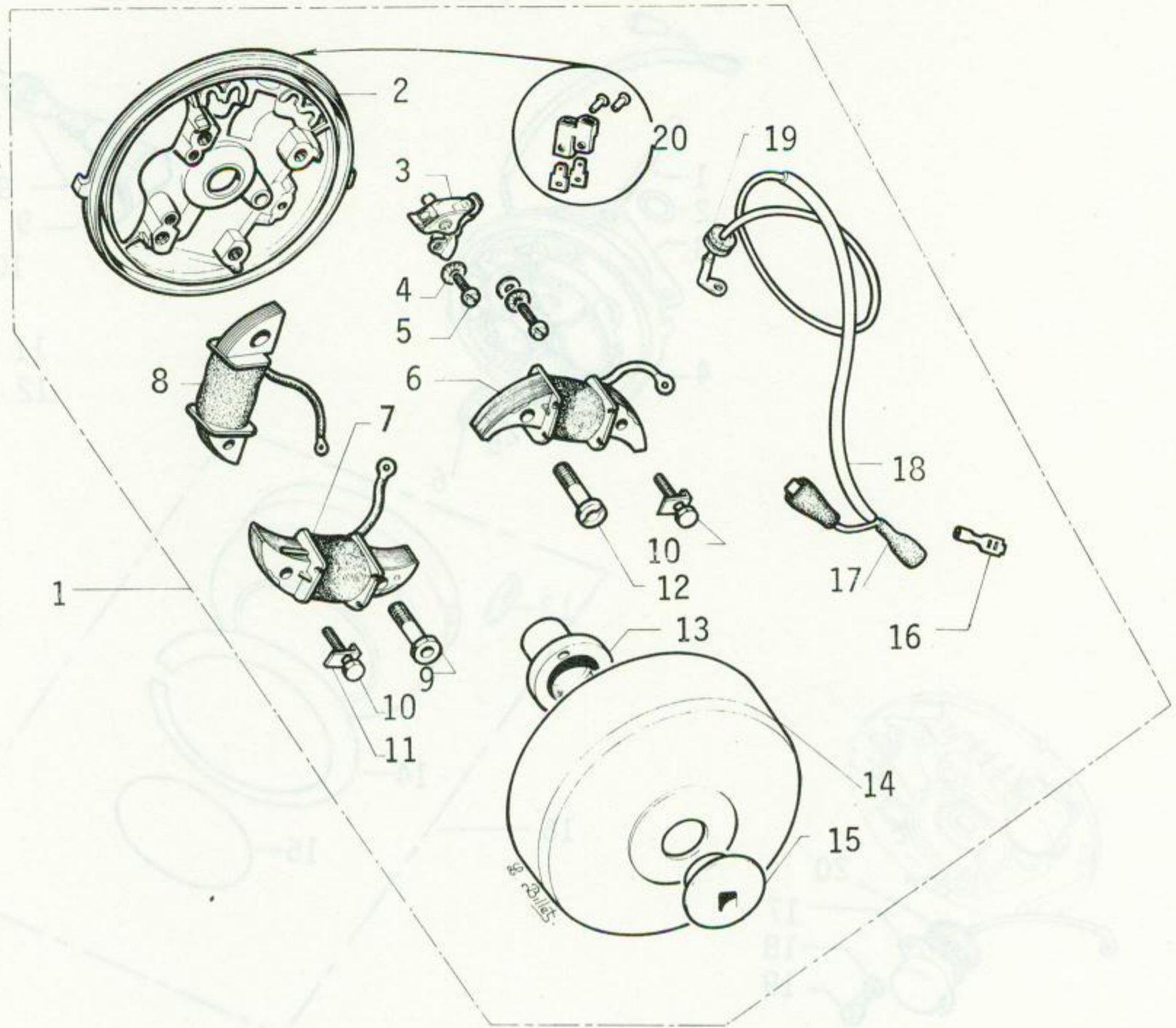
INDEX	PART NUMBER	QTY ASSY.	DESCRIPTION
1	53445	1	Flywheel Magneto Complete
2	21866	1	Insulator
3	20242	1	Stator Plate
4	04326	1	Gasket
5	16785	1	Cover
6	16525	1	Connector - Female
7	16635	1	Points - Breaker
8	16637	1	Breaker Adjustment Lever
9	01088	4	Washer - 4mm
10	19249	4	Screw
11	53507	1	Horn and Light Coil
12	53508	1	Exciter Coil
13	20268	2	Bolt
14	19274	2	Lock Tab
15	21224	2	Screw
16	14873	1	Cam
17	18152	1	Rotor
18	17429	1	Nut
19	16561	1	Condenser (Cylindrical Metal)
19	24112	1	Condenser (Square Plastic)

Flywheel Magneto (6 Volt)
Fig. 10



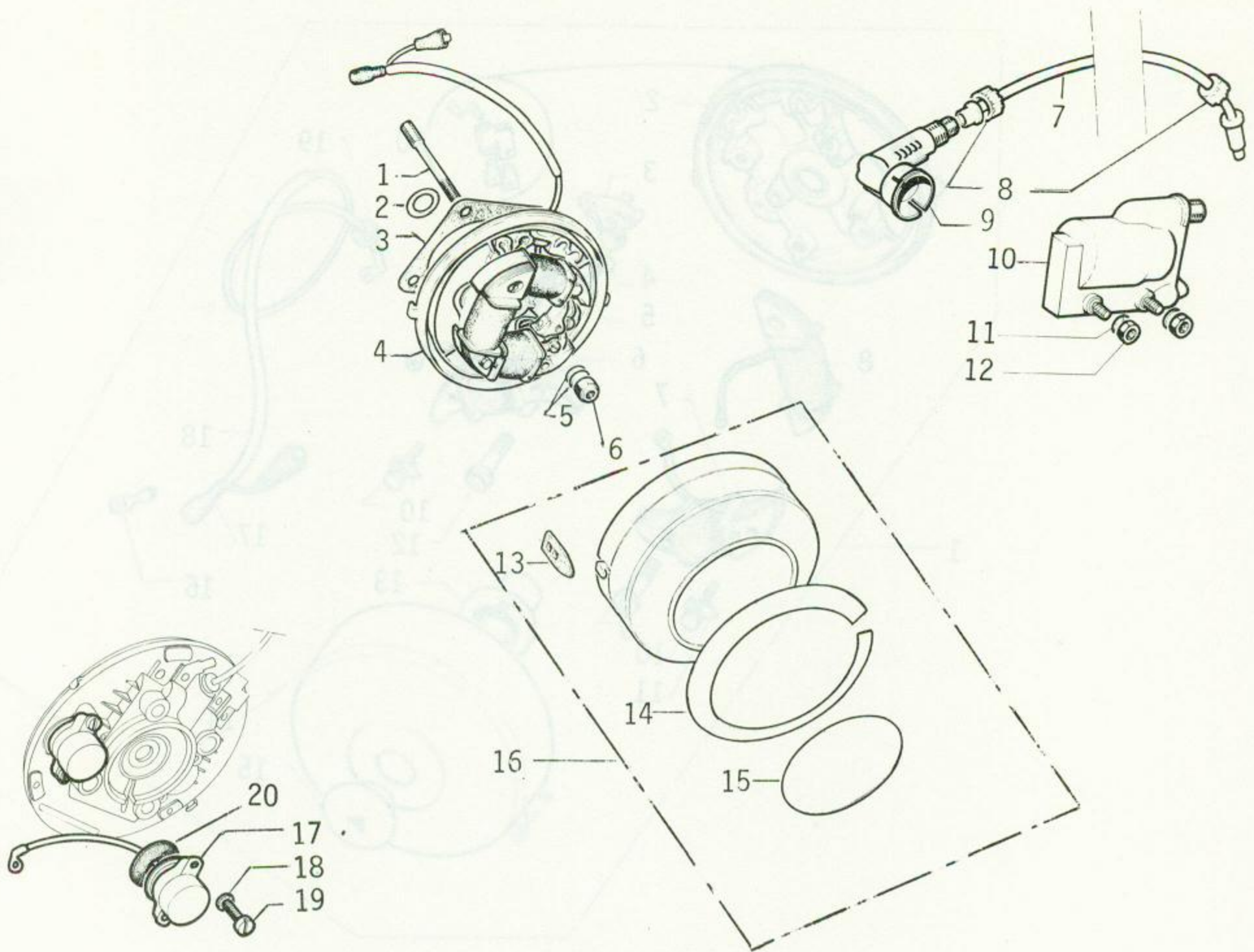
INDEX	PART NUMBER	QTY ASSY.	DESCRIPTION
1	14090	1	Gasket
2	20267	1	Stud
3	18966	1	Gasket
4	53506	1	Stator Plate Complete 6 Volt
5	01271	2	Washer
6	01436	1	Nylock Nut
7	54239	1	High Tension Wire
8	20351	2	Nut
9	23478	1	Suppressor Cap (Novi)
9	54240	1	Suppressor Cap (Bosch)
10	23849	1	H.T. Coil
11	00874	2	Washer
12	01485	2	Nut
13	20398	2	Magneto Cover Mounting Tabs
14	20397	1	Magneto Cover Complete
15	20459	1	Decal
16	21676	1	Decal
17	54496	1	Wire Complete

Flywheel Magneto (6 Volt)
Fig. 11



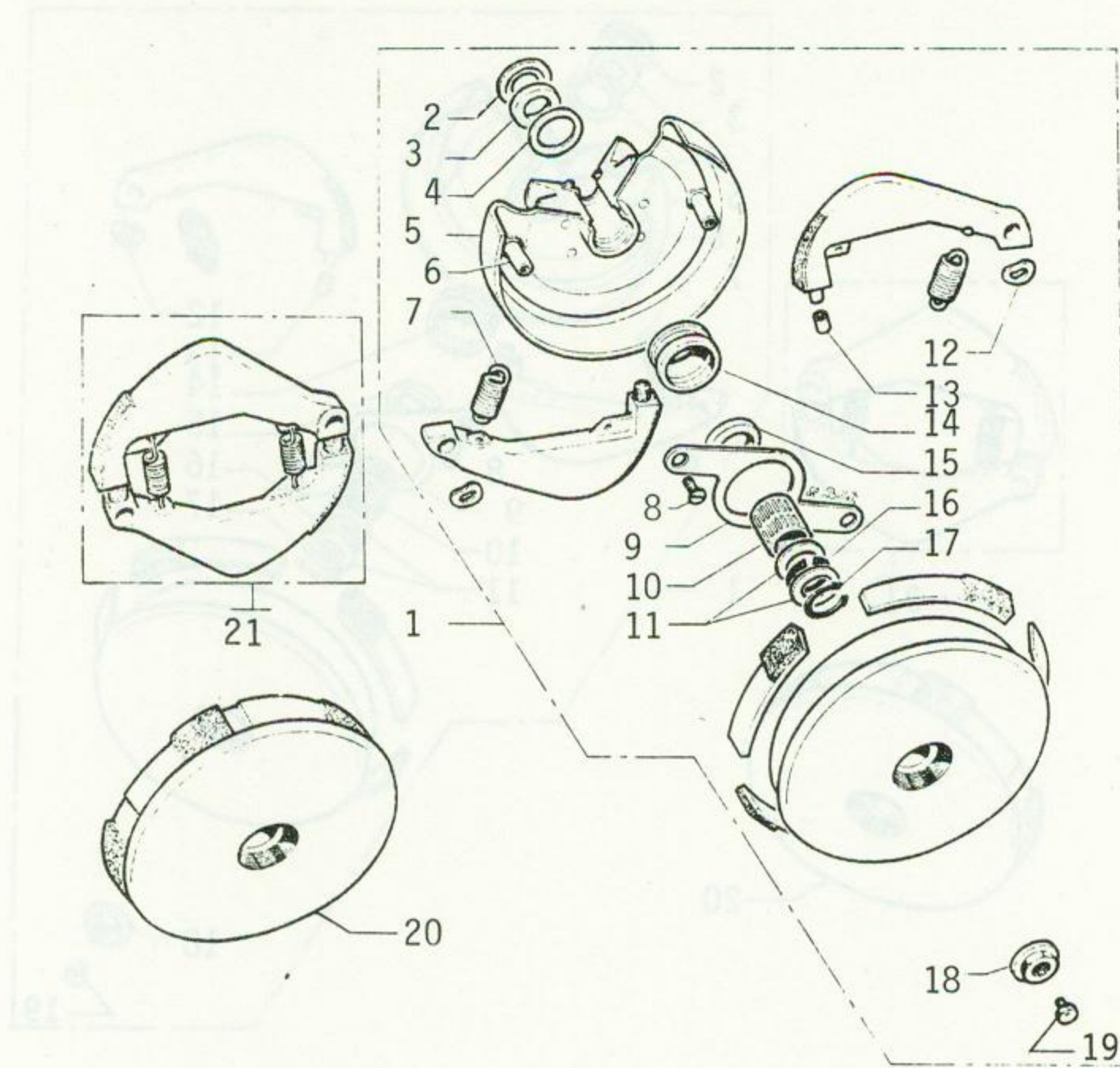
INDEX	PART NUMBER	QTY ASSY.	DESCRIPTION
1	54178	1	Magneto Complete 12 Volt (Machines manufactured after January 1, 1978)
2	54195	1	Stator Plate Stripped (12 Volt)
3	16635	1	Ignition Points
4	01088	2	Washer
5	19249	2	Screw
6	54198	1	Lighting Coil (12 Volt)
7	54199	1	Horn and Stop Light Coil (12 Volt)
8	54197	1	Exciter Coil (12 Volt)
9	21327	1	Screw
10	21224	2	Screw
11	19274	2	Lock Tab
12	23510	1	Screw
13	14873	1	Cam
14	18152	1	Rotor
15	17429	1	Nut (LH Thread)
16	16525	2	Connector
17	16785	2	Cover
18	54496	1	Wire Complete
19	04326	1	Gasket
20	21866	1	Terminal Kit

Magneto (12 Volt)
Fig. 12



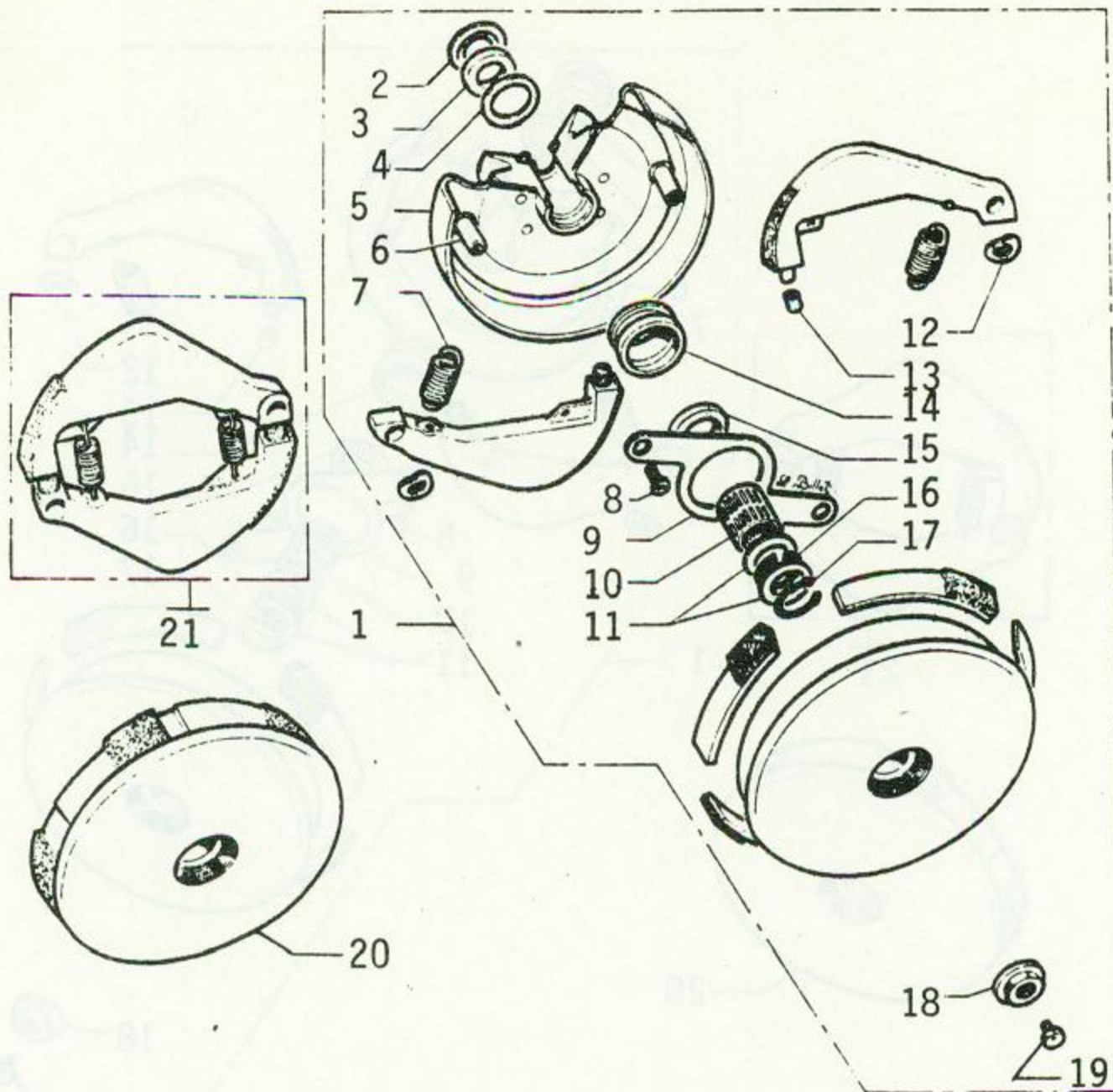
INDEX	PART NUMBER	QTY ASSY.	DESCRIPTION
1	21428	2	Left Stud (64mm)
1	20267	2	Right Stud (60mm)
2	14090	1	Gasket
3	18966	1	Gasket
4	54194	1	Stator Plate Complete (12 Volt)
5	01271	2	Washer
6	01436	2	Nylock Nut
7	54239	1	H.T. Wire
8	20351	2	Nut
9	23478	1	Radio Suppressor (Novi)
9	54240	1	Radio Suppressor (Bosch)
10	23849	1	H.T. Coil
11	00874	2	Washer
12	01485	2	Nut
13	20398	2	Mount Tab
14	21676	1	Decal
15	20459	1	Decal
16	20397	1	Cover Complete
17	16561	1	Condenser (Cylindrical Metal)
17	24112	1	Condenser (Square Plastic)
18	01088	2	Washer
19	19249	2	Screw
20	23560	1	Rubber Gasket

Magneto (12 Volt)
Fig. 13



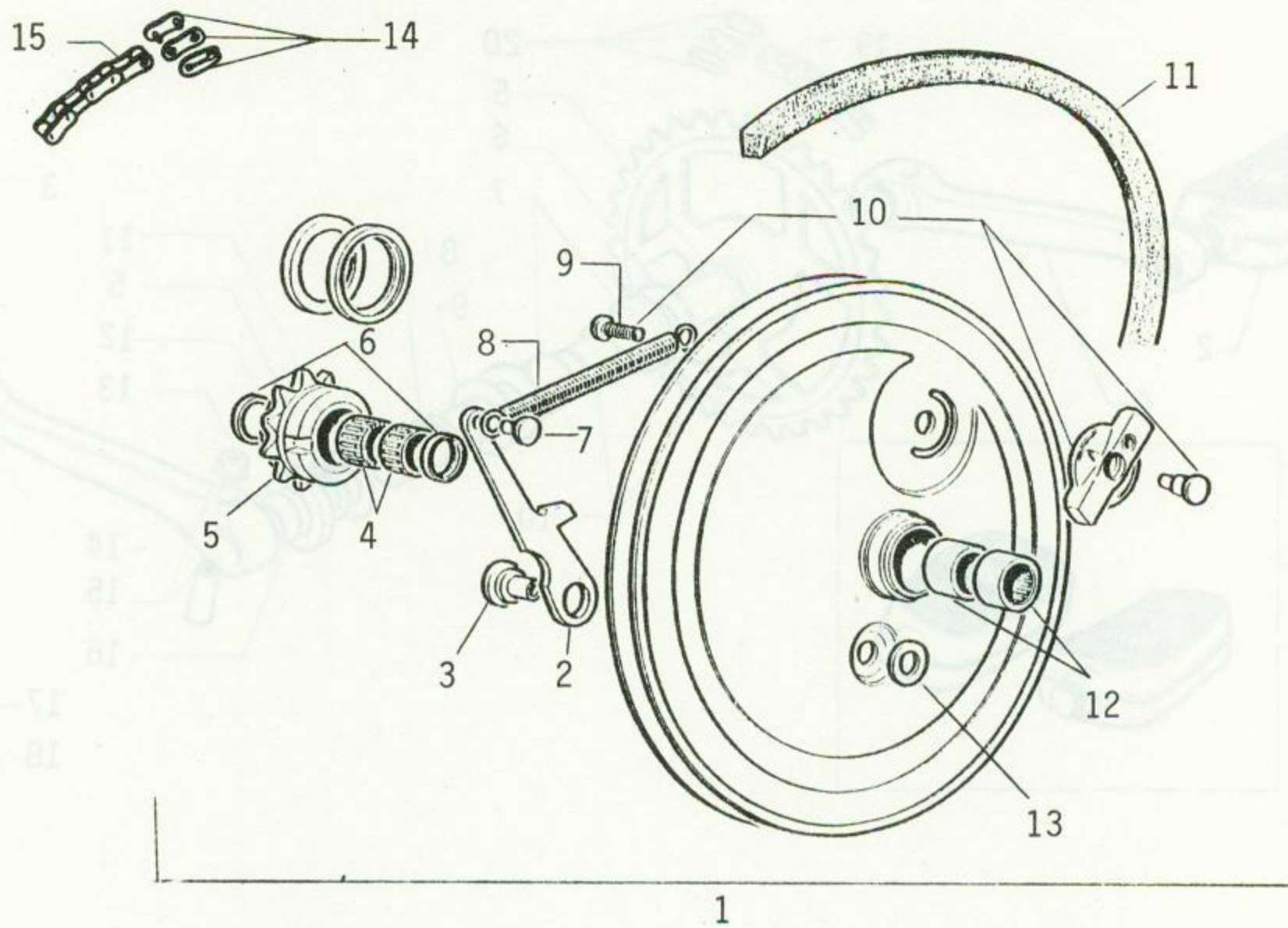
INDEX	PART NUMBER	QTY ASSY.	DESCRIPTION
1	22914	1	Clutch Complete (Dimoby)
2	14750	1	Washer
3	14567	1	Felt Seal
4	14588	1	Washer
5	19228	1	Flange and Clutch Pulley
6	20456	2	Pin Clutch Flyweight Mounting
7	22402	2	Spring
8	15356	2	Screw
9	21682	1	Counter Flange
10	14712	1	Bearing
11	14562	2	Spacer Standard Replacement (.5mm)
11	14931	1	Spacer (.1mm) (For end play adjustment)
11	14932	1	Spacer (.4mm)
11	14933	1	Spacer (.45mm)
12	21946	2	Washer
13	22401	2	Clutch Riser Stop
14	17252	1	Oil Deflector
15	17253	1	Felt Seal
16	14561	1	Circlip
17	14563	1	Circlip
18	17454	1	Lock Nut - Clutch Drum

Dimoby Clutch
Fig. 14



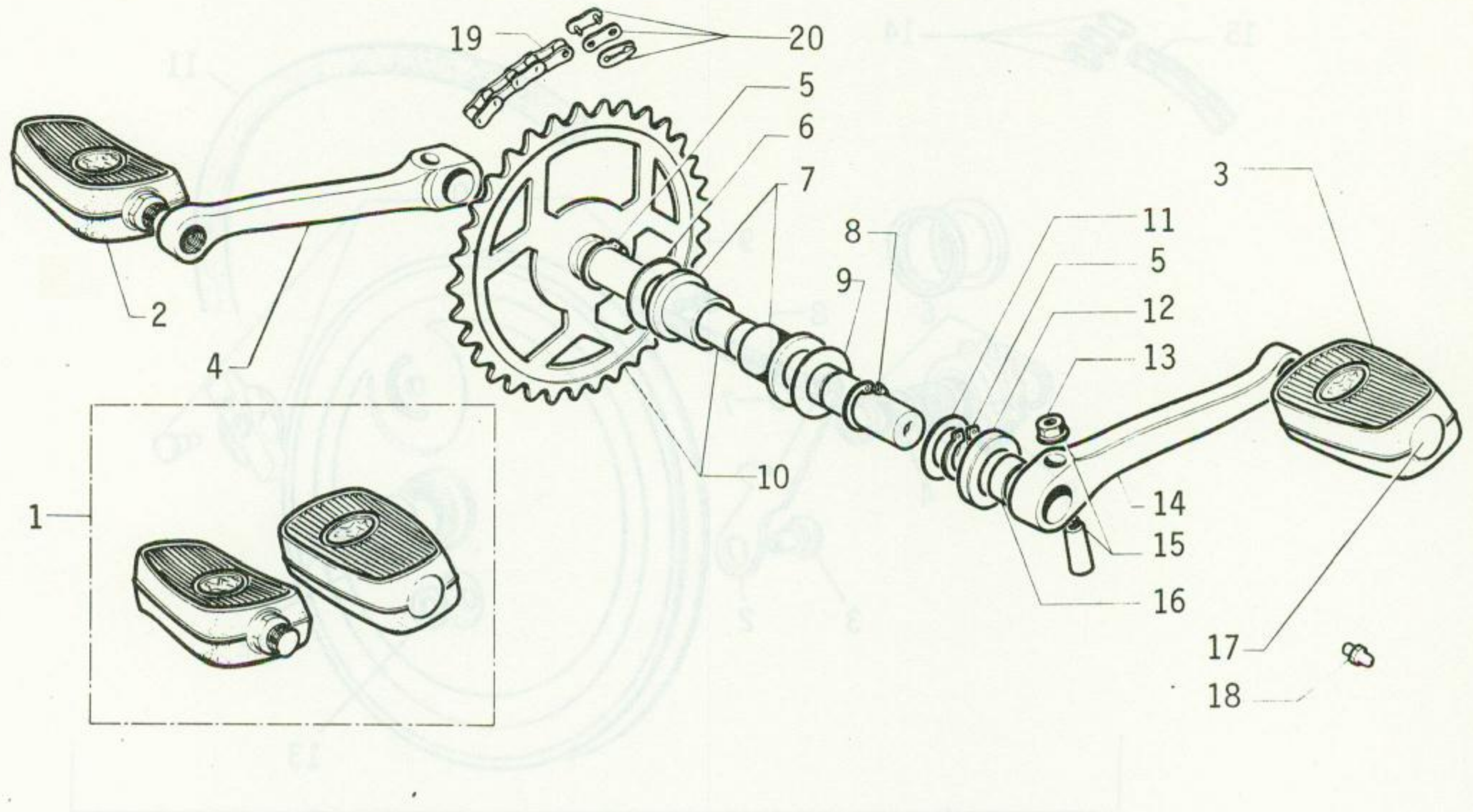
INDEX	PART NUMBER	QTY ASSY.	DESCRIPTION
19	22896	1	Flat Grease Fitting
20	22898	1	Clutch Drum
21	22924	2	Clutch Flyweight (Set of two with springs)
21	22400	2	Clutch Flyweight (Set of two) for machines manufactured prior to 10/76 with dimoby clutch

Dimoby Clutch
Fig. 14 - Cont'd



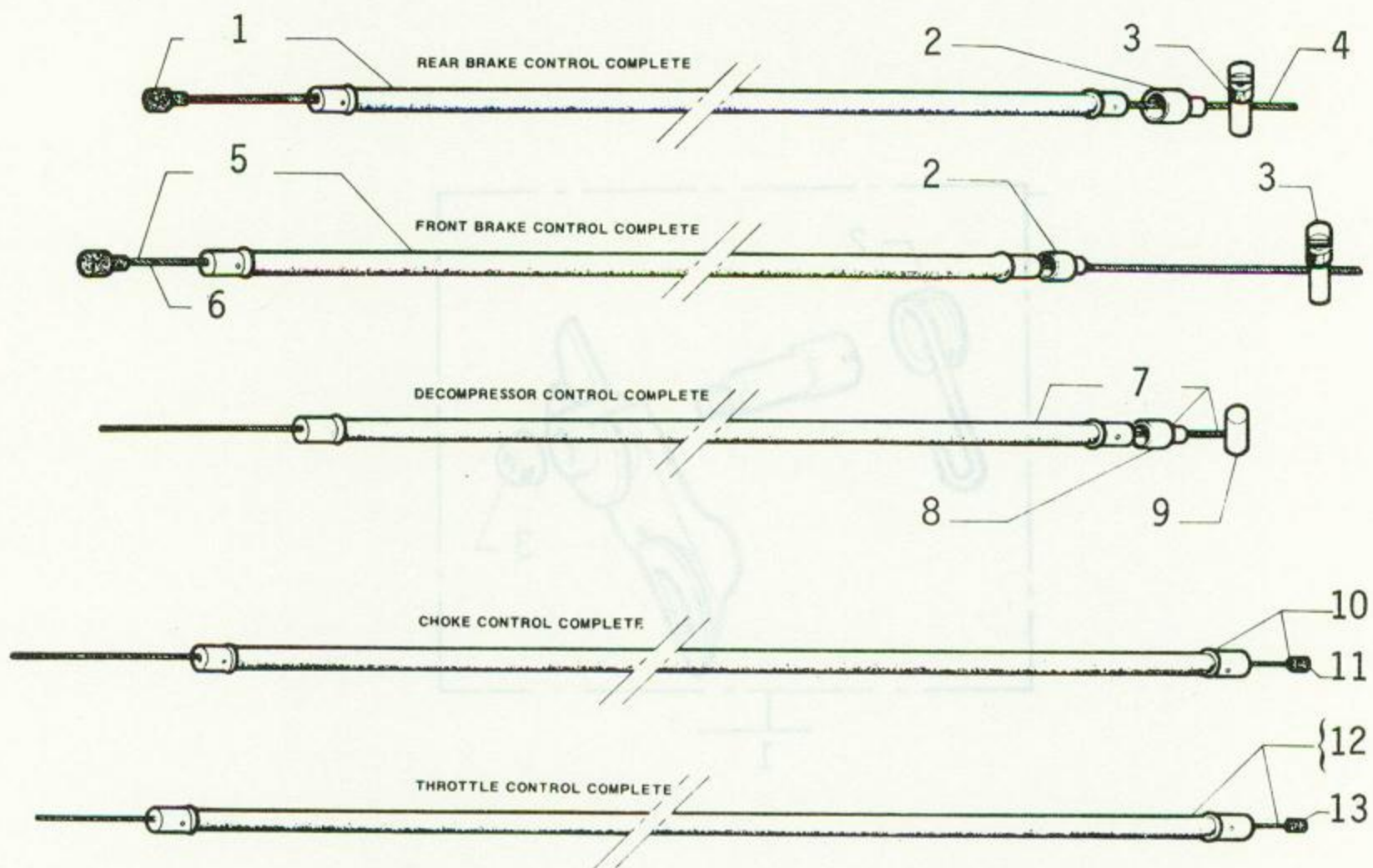
INDEX	PART NUMBER	QTY ASSY.	DESCRIPTION
1	54227	1	Pulley Complete (20MPH) (9-Tooth Sprocket)
1	23029	1	Pulley Complete (25 and 30MPH) (11-Tooth Sprocket)
2	20675	1	Lever
3	23458	1	Bolt
4	19061	2	Needle Bearings
5	54228	1	9-Tooth Sprocket (20MPH)
5	23418	1	11-Tooth Sprocket (25 and 30MPH)
6	23473	2	Bushings
7	20679	1	Bolt
8	19056	1	Spring
9	23472	1	Bolt
10	23476	1	Engagement Lever Assembly
11	14756	1	Drive Belt
12	14330	2	Needle Bearings
13	19174	1	Washer
14	17695	1	Master Link
15	23047	1	Chain (76 Link)

Pulley
Fig. 15



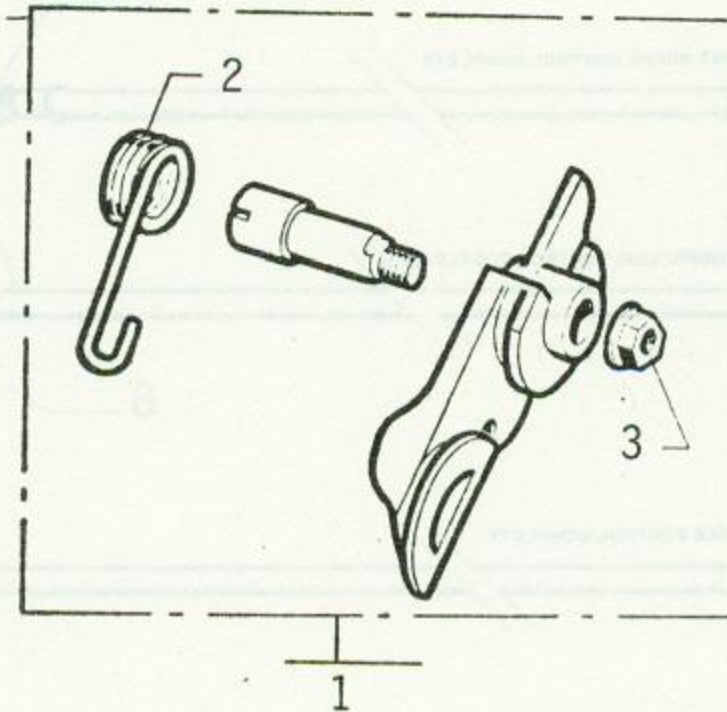
INDEX	PART NUMBER	QTY ASSY.	DESCRIPTION
1	20056	1	Pedals - Pair
2	N/A	1	Replaced by #20056
3	N/A	1	Replaced by #20056
4	23094	1	Pedal Arm - Right Hand
5	14158	2	Circlip
6	15998	1	Thrust Washer
7	14179	2	Pedal Axle Bushing
8	23475	1	Circlip
9	15001	1	Thrust Washer
10	23419	1	Pedal Shaft (For pulleys that have plastic lever)
10	23028	1	Pedal Shaft (For pulleys that have metal lever)
11	14153	1	Thrust Washer
12	16568	1	Oil Deflector
13	20441	2	Nut
14	23095	1	Pedal Arm - Left Hand
15	00006	2	Pedal Pin
16	21226	1	Spacer
17	20697	2	Pedal Cap
18	22868	1	Grease Fitting
19	23046	1	Pedal Chain (79 Links)
20	14368	1	Quick Link - Chain

Pedal Shaft Assembly
Fig. 16



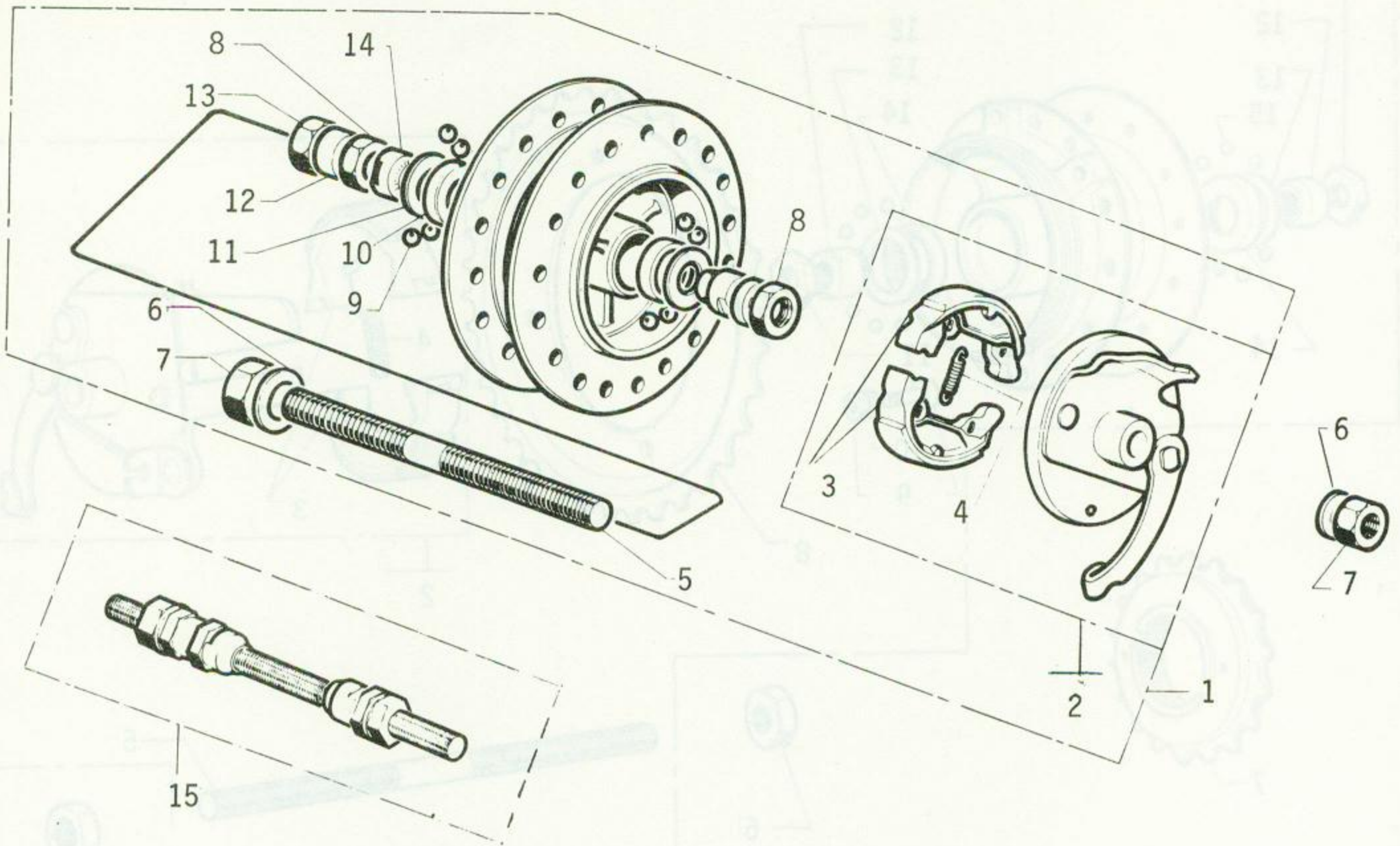
INDEX	PART NUMBER	QTY ASSY.	DESCRIPTION
1	23868	1	Rear Brake Cable Complete (Black)
2	15581	1	Cable Guide
3	00716	1	Cable End
4	15600	1	Rear Brake Cable (Inner)
5	23856	1	Front Brake Cable Complete (Black)
6	15599	1	Front Brake Cable (Inner)
7	23867	1	Decompression Cable Complete (Black)
8	16944	1	Cable Guide
9	23313	1	Decompression Cable (Inner)
10	23866	1	Choke Cable Complete (Black)
11	21286	1	Choke Cable (Inner)
12	23866	1	Throttle Cable Complete (Black)
13	21286	1	Throttle Cable (Inner)

Cable Assemblies
Fig. 17



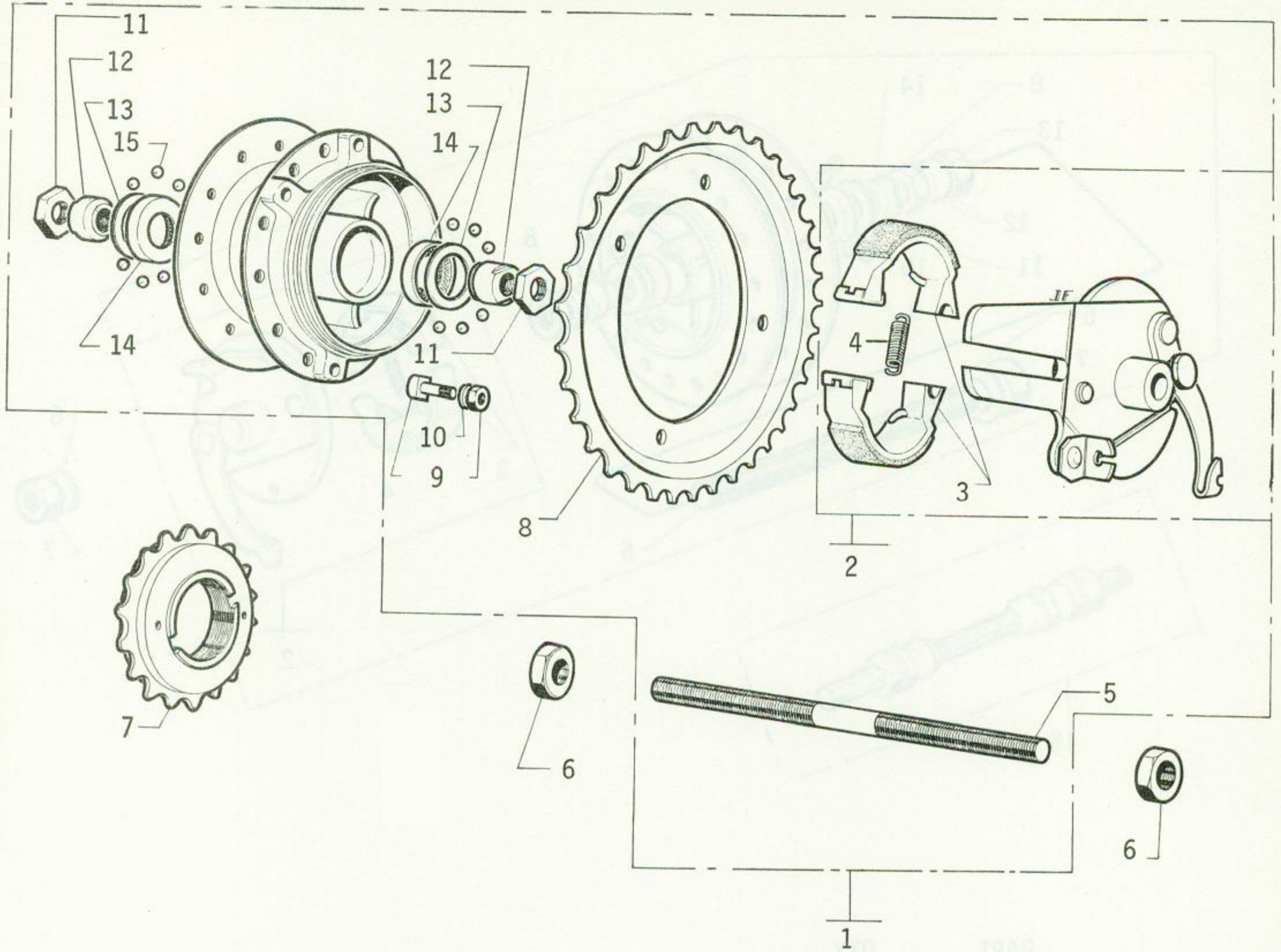
INDEX	PART NUMBER	QTY ASSY.	DESCRIPTION
1	22943	1	Chain Tensioner
2	22944	1	Spring
3	01526	1	Nut

Chain Tensioner
Fig. 18



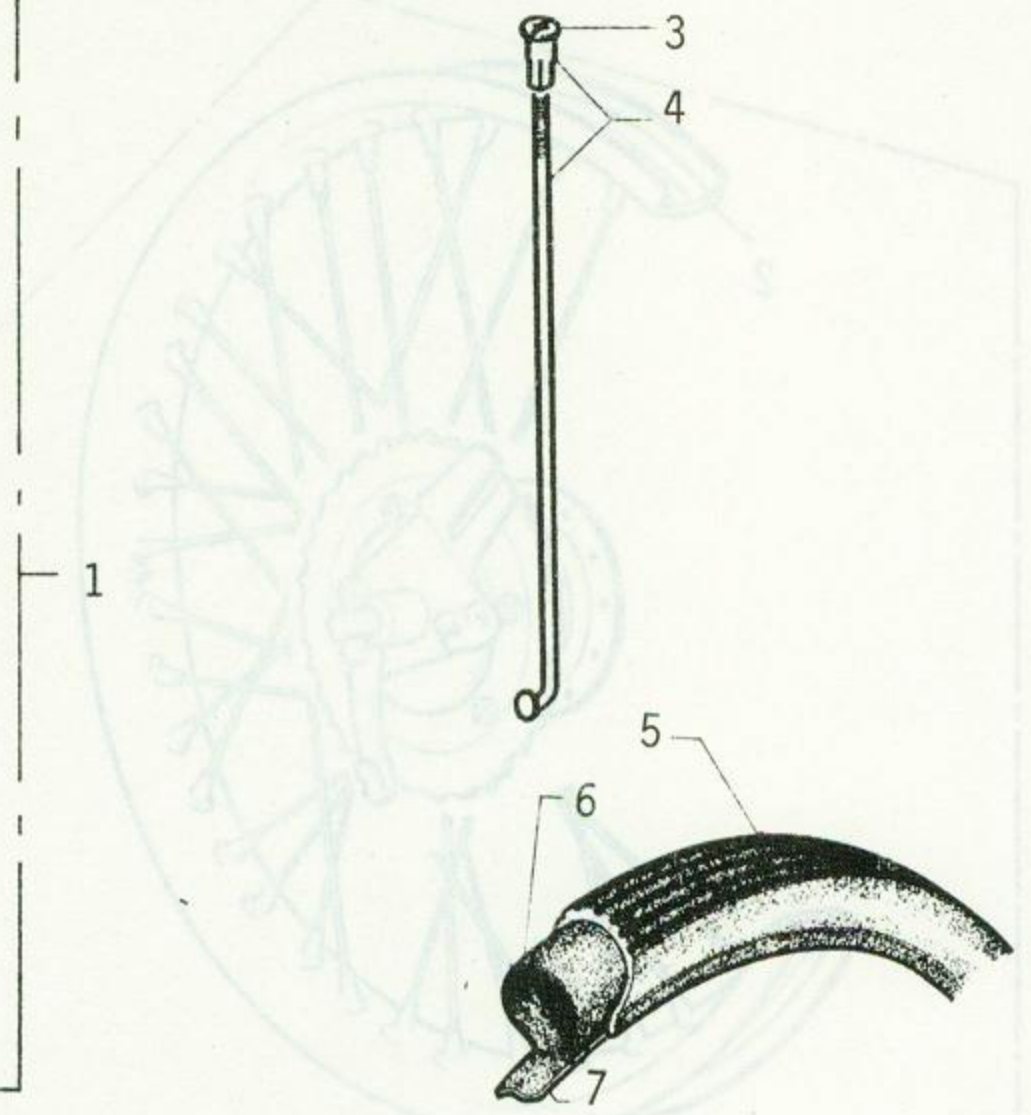
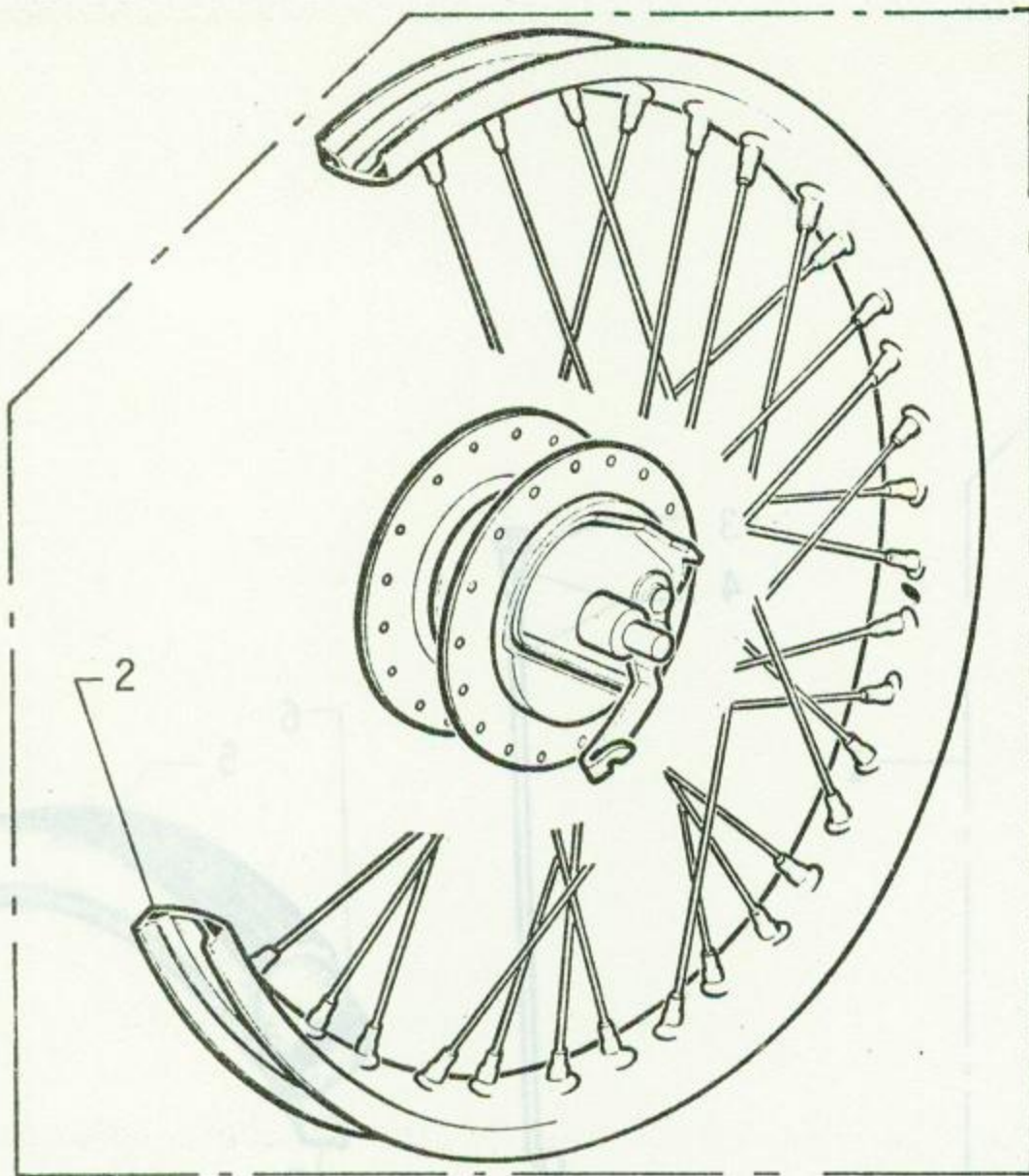
INDEX	PART NUMBER	QTY ASSY.	DESCRIPTION
1	54174	1	Front Hub Complete
2	54241	1	Front Brake Plate Complete
3	20378	1	Brake Shoes (1 Pair)
4	14538	2	Spring
5	20381	1	Front Axle Stripped
6	14625	2	Washer
7	15478	2	Nut
8	15050	2	Lock Nut
9	17187	20	Ball Bearings
10	14280	2	Bearing Cup
11	17442	2	Washer
12	16676	1	Spacer
13	00580	1	Nut
14	15049	2	Cone
15	20380	1	Front Axle Complete

Front Hub
Fig. 19



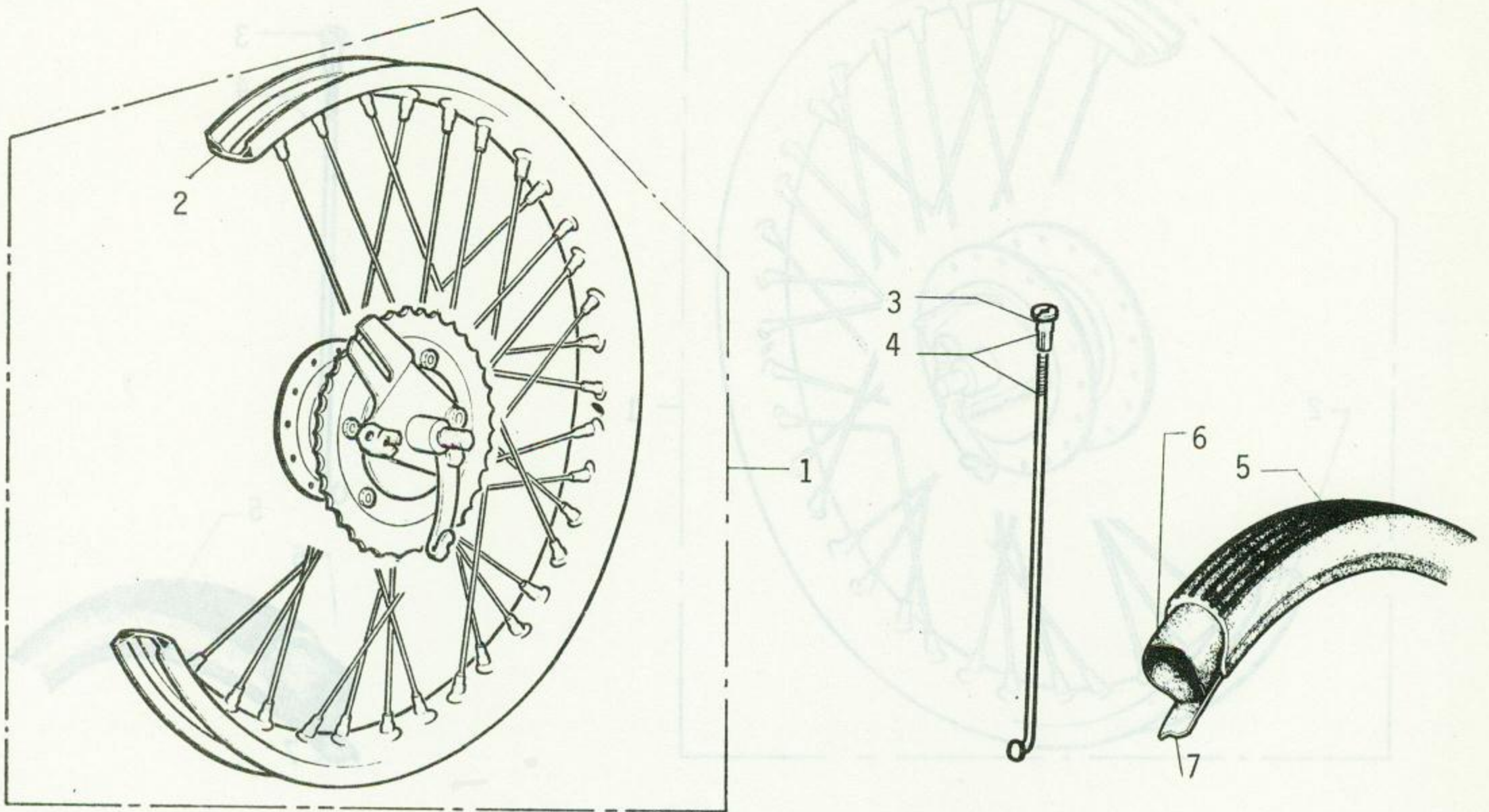
INDEX	PART NUMBER	QTY ASSY.	DESCRIPTION
1	54131	1	Rear Hub Complete (20 and 25MPH)
1	54176	1	Rear Hub Complete (30MPH)
2	54242	1	Rear Brake Plate (Complete)
3	20378	1	Brake Shoes (1 Pair)
4	14538	2	Spring
5	21553	1	Rear Axle Stripped
6	15478	2	Nut
7	16057	1	Freewheel
8	54183	1	39-Tooth Sprocket (20 and 25MPH)
8	23043	1	35-Tooth Sprocket (30MPH)
9	16994	4	Bolt and Nut
10	01172	4	Washer
11	00580	2	Nut
12	15049	2	Cone
13	17442	2	Washer
14	14280	2	Bearing Cup
15	17187	20	Ball Bearings

Rear Hub
Fig. 20



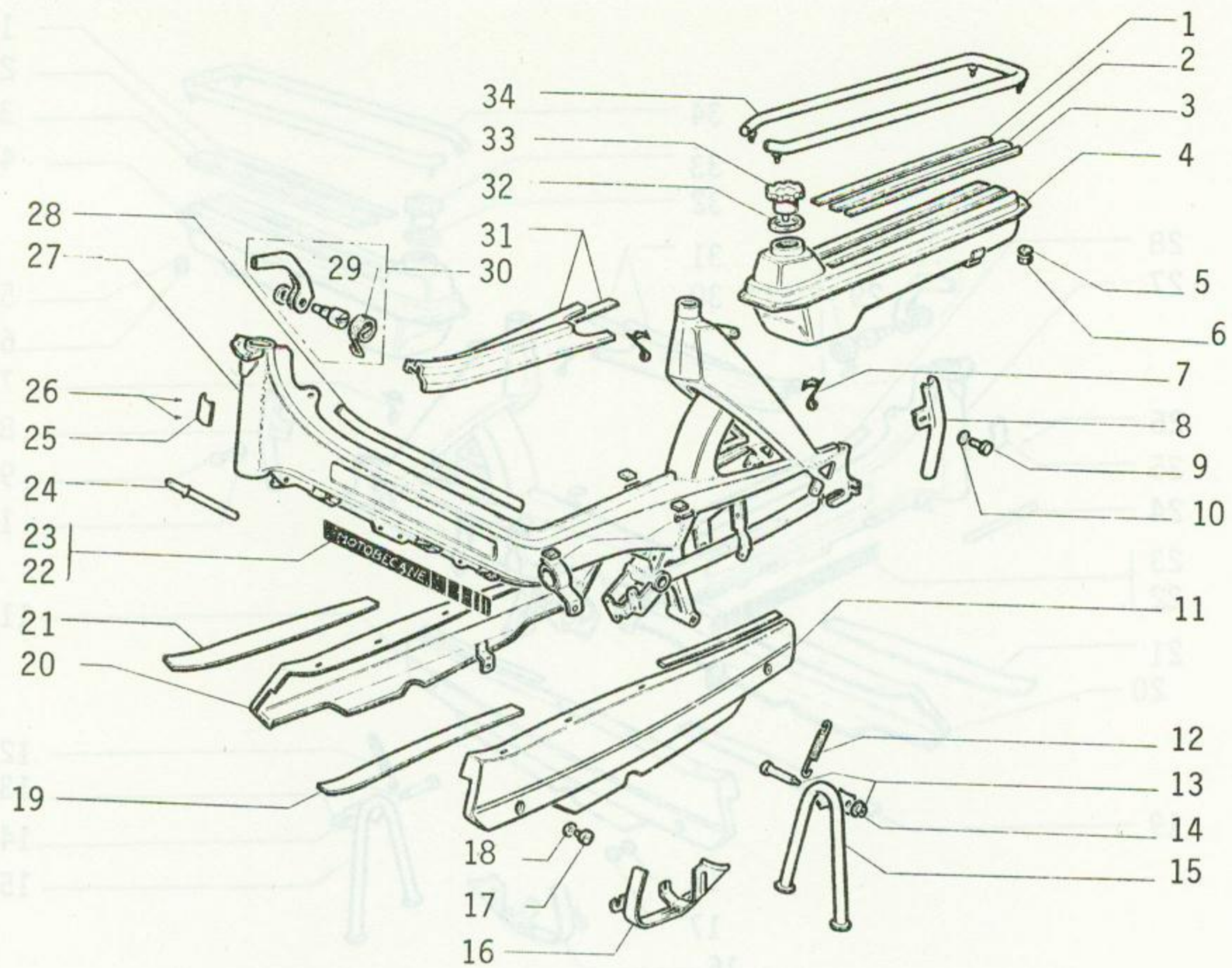
INDEX	PART NUMBER	QTY ASSY.	DESCRIPTION
1	54173	1	Front Wheel Assembly
2	19749	1	Front Rim
3	14989	28	Spoke Nipple
4	19755	28	Spoke Complete
5	19753	1	Tire (2 x 16)
6	51364	1	Tube
7	19751	1	Rim Tape

Front Wheel
Fig. 21



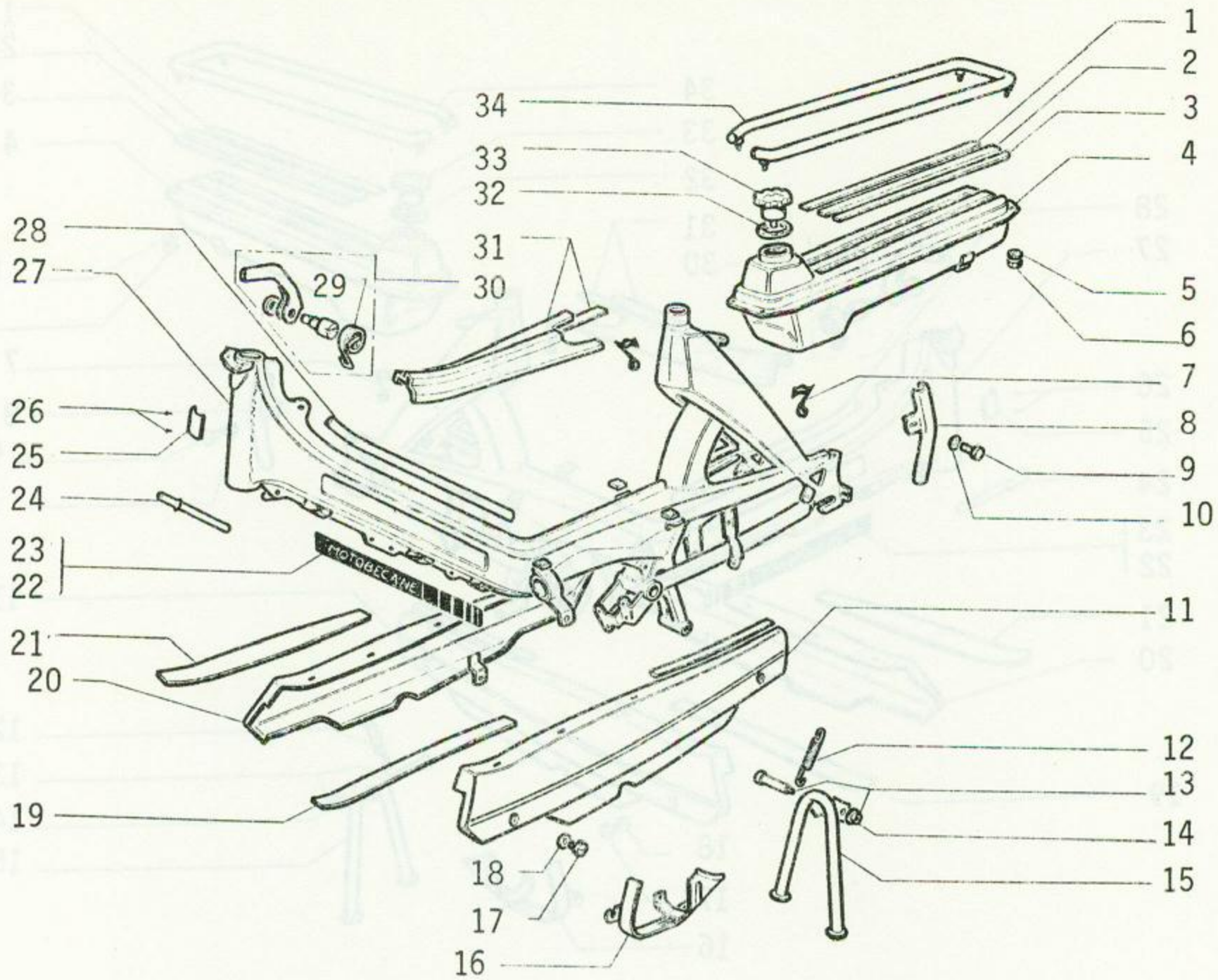
INDEX	PART NUMBER	QTY ASSY.	DESCRIPTION
1	54130	1	Rear Wheel (20MPH) (39-Tooth Sprocket)
1	54175	1	Rear Wheel (25 and 30MPH) (35-Tooth Sprocket)
2	23341	1	Rear Rim
3	17859	36	Spoke Nipple
4	23041	36	Spoke Complete
5	19753	1	Tire (2 x 16)
6	51364	1	Tube
7	19751	1	Rim Tape

Rear Wheel
Fig. 22



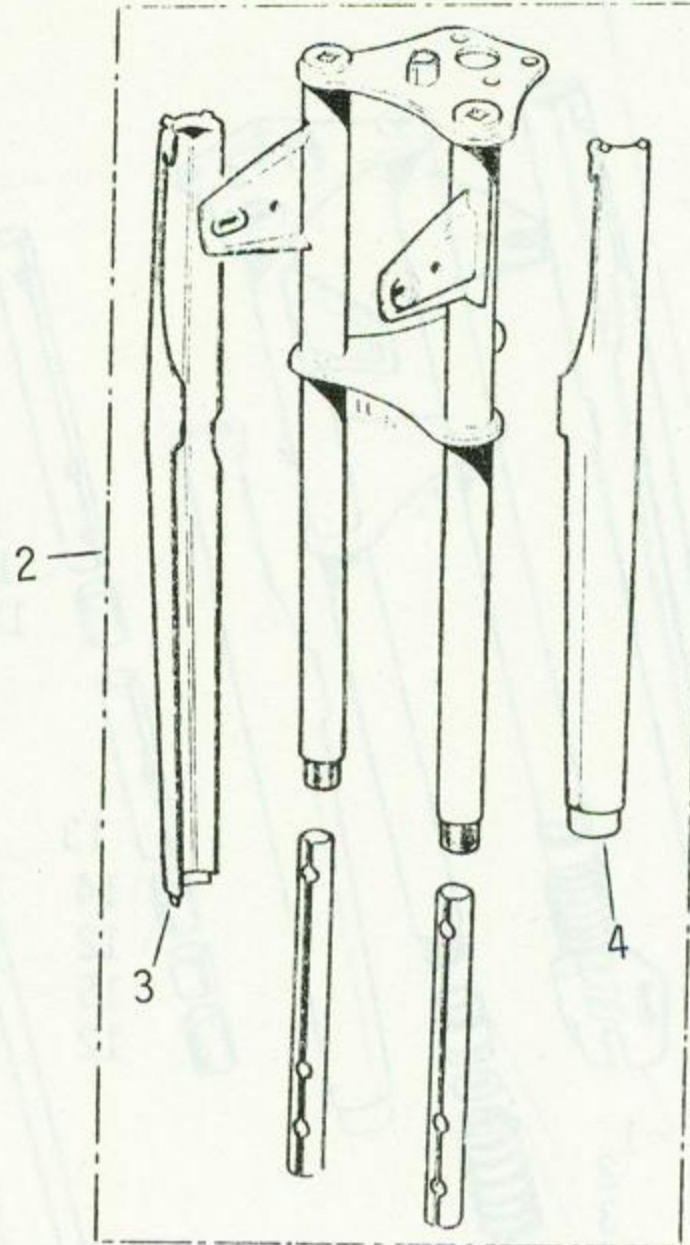
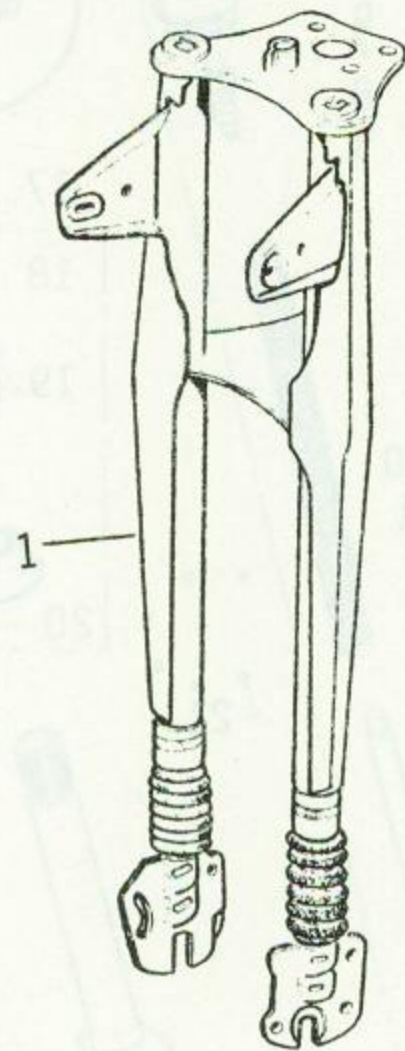
INDEX	PART NUMBER	QTY ASSY.	DESCRIPTION
1	23092	1	Embellisher (White)
2	23091	1	Embellisher (White)
3	23093	1	Embellisher (White)
4	23152	1	Gas Tank (Brittany Blue)
5	01525	4	Washer
6	00009	4	Nut
7	23057	2	Decal ("7")
8	23055	1	Brace (Brittany Blue)
9	00679	1	Bolt
10	01172	1	Washer
11	23154	1	Chain Guard LH (Brittany Blue)
12	15877	1	Spring
13	23155	1	Bolt and Nut
14	20441	1	Nut
15	23044	1	Kickstand
16	23048	1	Belt Guard
17	23104	6	Screw
18	23105	6	Plastic Washer
19	23061	1	Chain Guard Embellisher LH (White)
20	23153	1	Chain Guard RH (Brittany Blue)
21	23060	1	Chain Guard Embellisher RH (White)

Main Frame
Fig. 23



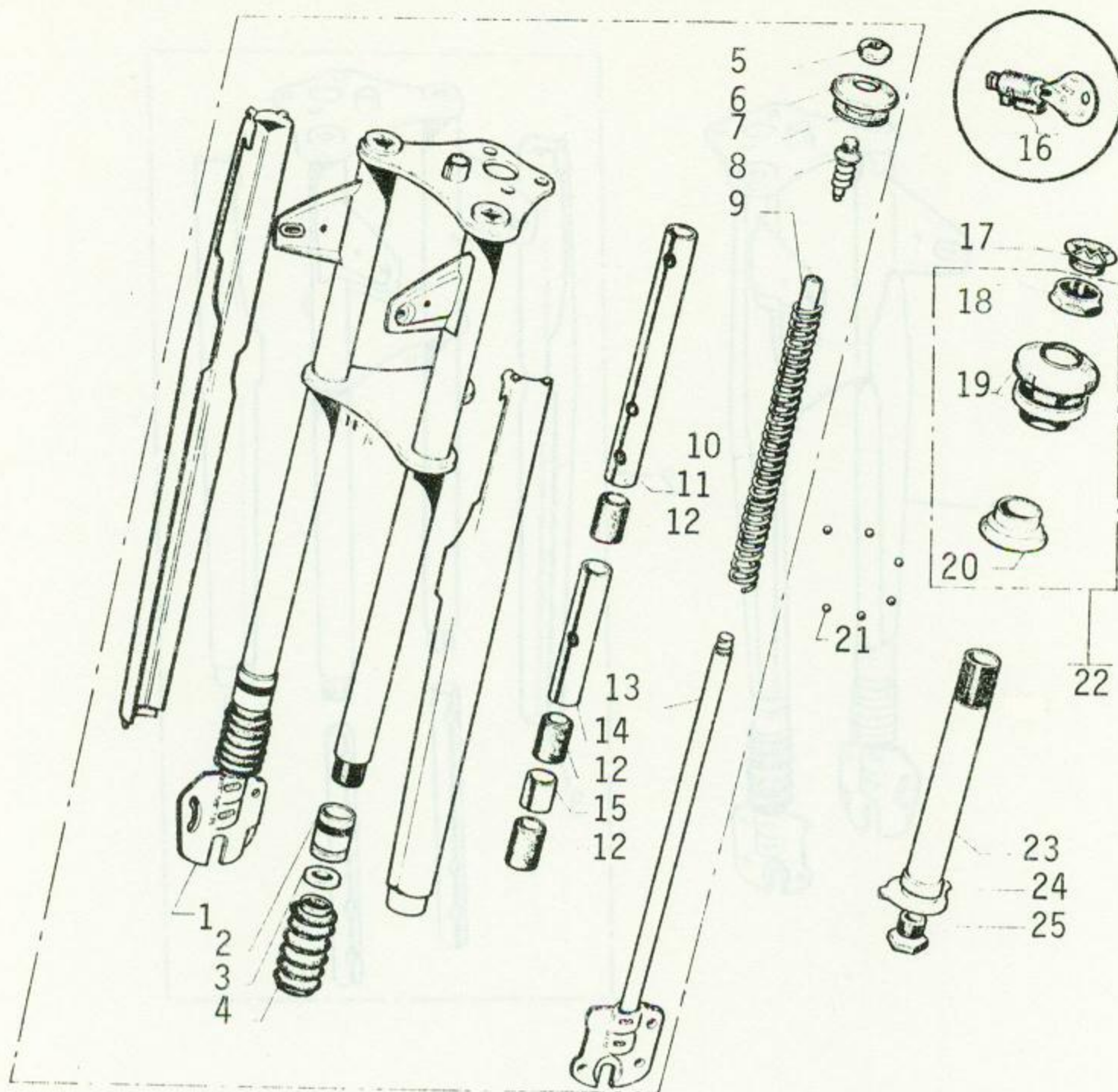
INDEX	PART NUMBER	QTY ASSY.	DESCRIPTION
22	23059	1	Frame Decal (Left)
23	23058	1	Frame Decal (Right)
24	20106	1	Tire Pump
25	21162	1	Serial Number Plate
26	16949	2	Rivet
27	23147	1	Frame (Brittany Blue)
28	23063	1	Embellisher
29	22871	1	Spring
30	22911	1	Parcel Hook Assembly
31	23062	1	Frame Embellishers (White - 1 Pair)
32	21191	1	Gas Cap Gasket
33	21190	1	Gas Cap (Complete)
34	23056	1	Rear Carrier (Chrome)

Main Frame
Fig. 23 - Cont'd.



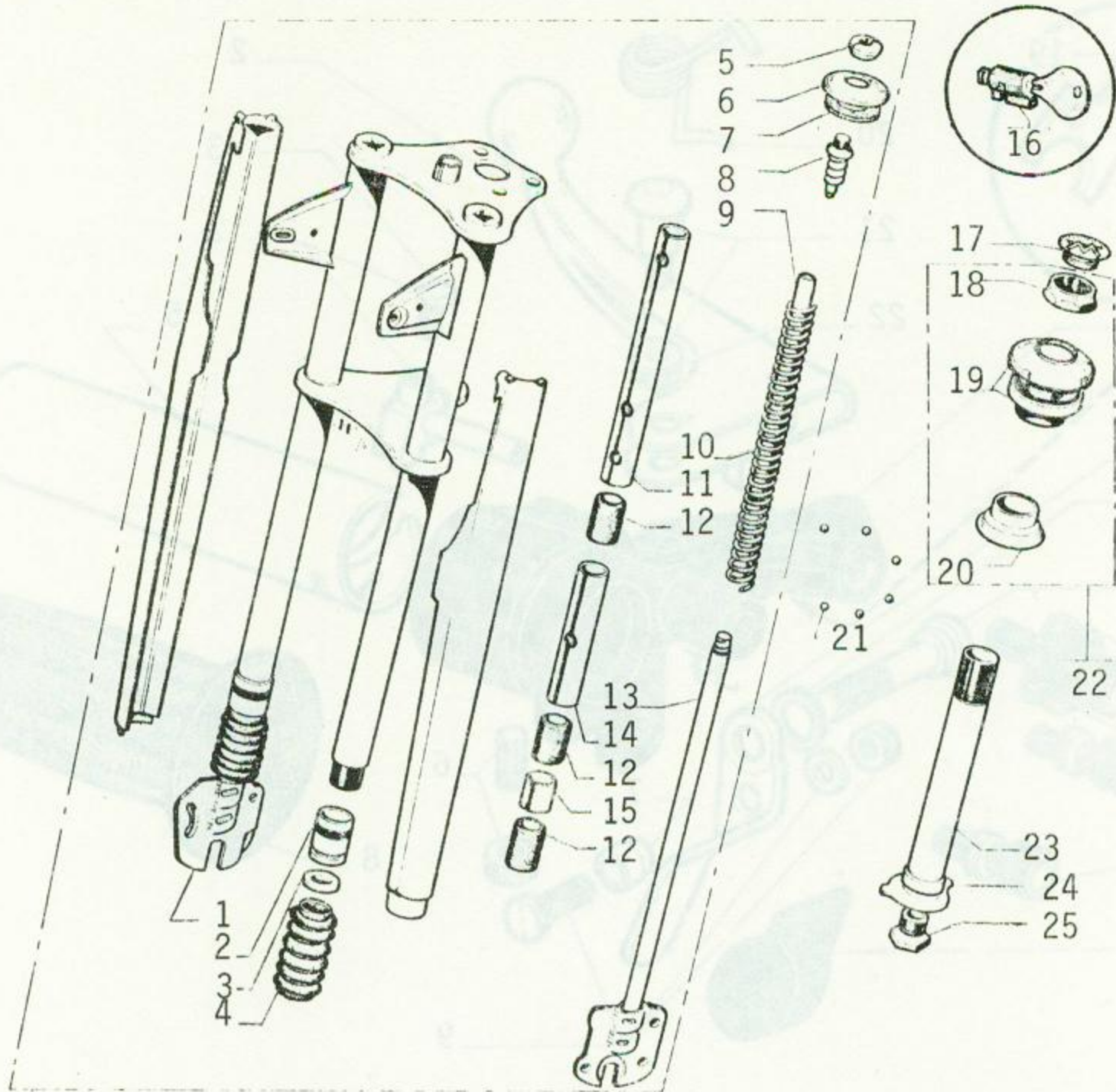
INDEX	PART NUMBER	QTY ASSY.	DESCRIPTION
1	54154	1	Front Fork Complete (Brittany Blue)
2	54155	1	Front Fork Stripped (Brittany Blue)
3	54156	1	Fork Cover Right (Brittany Blue)
4	54157	1	Fork Cover Left (Brittany Blue)

Front Fork Assembly
Fig. 24



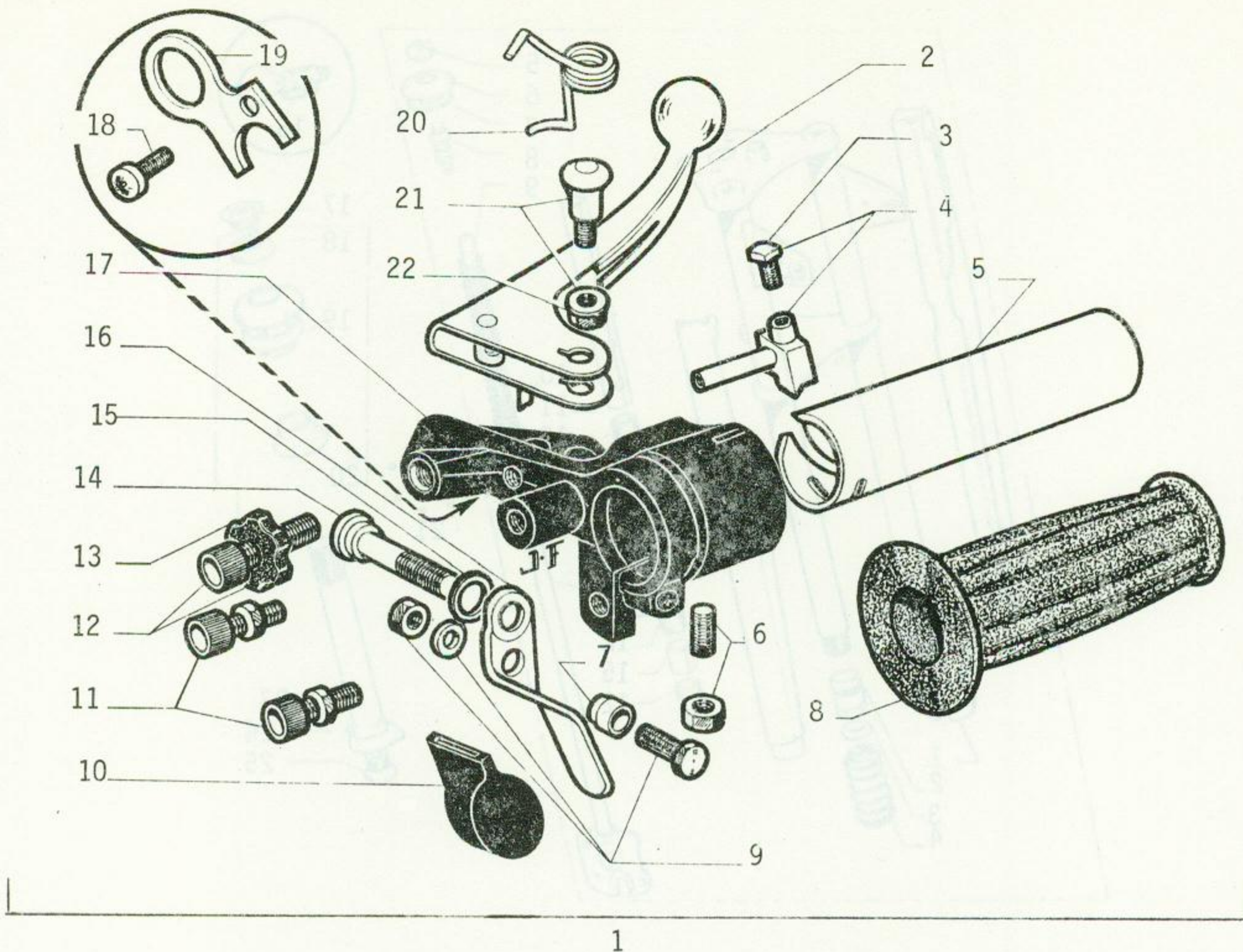
INDEX	PART NUMBER	QTY ASSY.	DESCRIPTION
1	22476	1	Fork Plunger (Right)
2	19857	2	Nut
3	19858	2	Seal
4	19856	2	Dust Seal
5	21105	2	Nut
6	21103	2	Chrome Cover
7	21104	2	Rubber Washer
8	22478	2	Upper Fork Fastener
9	22479	2	Rubber Stop
10	16895	2	Fork Spring
11	15774	2	Upper Fork Bushing
12	14591	6	Bushing
13	22477	1	Fork Plunger (Left)
14	16789	2	Bushing
15	16790	2	Bushing
16	19798	1	Fork Lock Complete
17	15528	1	Head Tube Plug
18	15526	1	Nut
19	23016	1	Upper Fork Bearing Race
20	14208	1	Lower Fork Bearing Cup
21	00005	52	Ball Bearings

Front Fork Assembly
Fig. 25



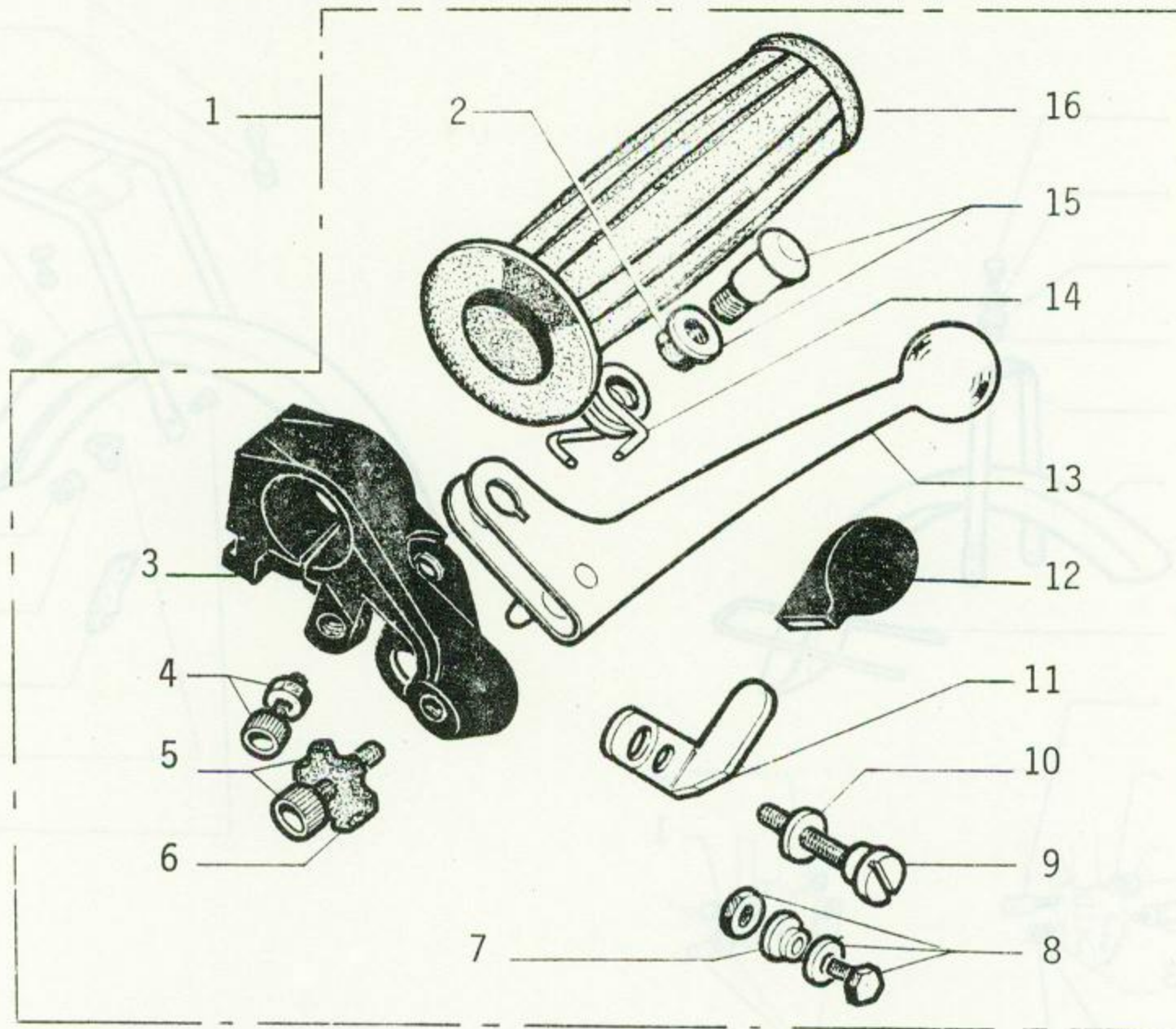
INDEX	PART NUMBER	QTY ASSY.	DESCRIPTION
22	23312	1	Headset Races Complete
23	19859	1	Steering Tube
24	14606	1	Lock Plate
25	14605	1	Pivot Bolt

Front Fork Assembly
Fig. 25 - Cont'd.



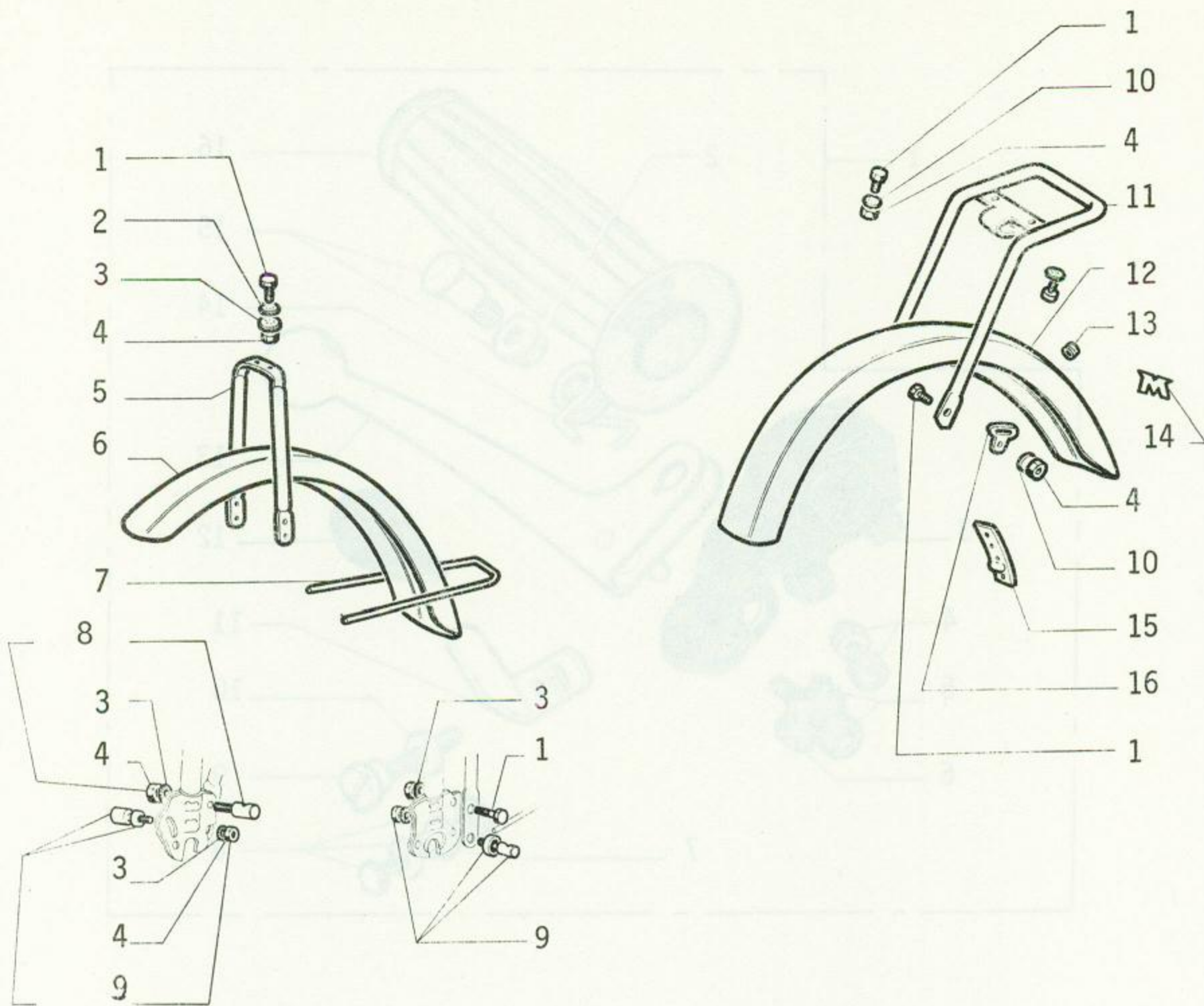
INDEX	PART NUMBER	QTY ASSY.	DESCRIPTION
1	54161	1	Throttle Grip Assembly (Black)
2	53414	1	Brake Lever - Right
3	22095	1	Screw
4	23114	1	Cable Clamp
5	19695	1	Twist Grip Sleeve
6	23174	1	Set Screw and Nut
7	23122	1	Cable End
8	21654	1	Handgrip - Right (Grey)
8	24028	1	Handgrip - Right (Black)
9	23123	1	Screw, Nut, and Washer
10	53416	1	Decompression Lever Knob
11	23089	2	Cable Adjuster
12	21222	1	Cable Adjuster
13	21157	1	Plastic Star Nut
14	23121	1	Screw
15	00057	1	Washer
16	54168	1	Lever
17	54162	1	Twist Grip Body (Black)
18	13392	1	Screw
19	53512	1	Stoplight Switch Holder
20	53415	1	Spring
21	20960	1	Brake Lever Pivot
22	01511	1	Locknut

Handgrip (Right)
Fig. 26



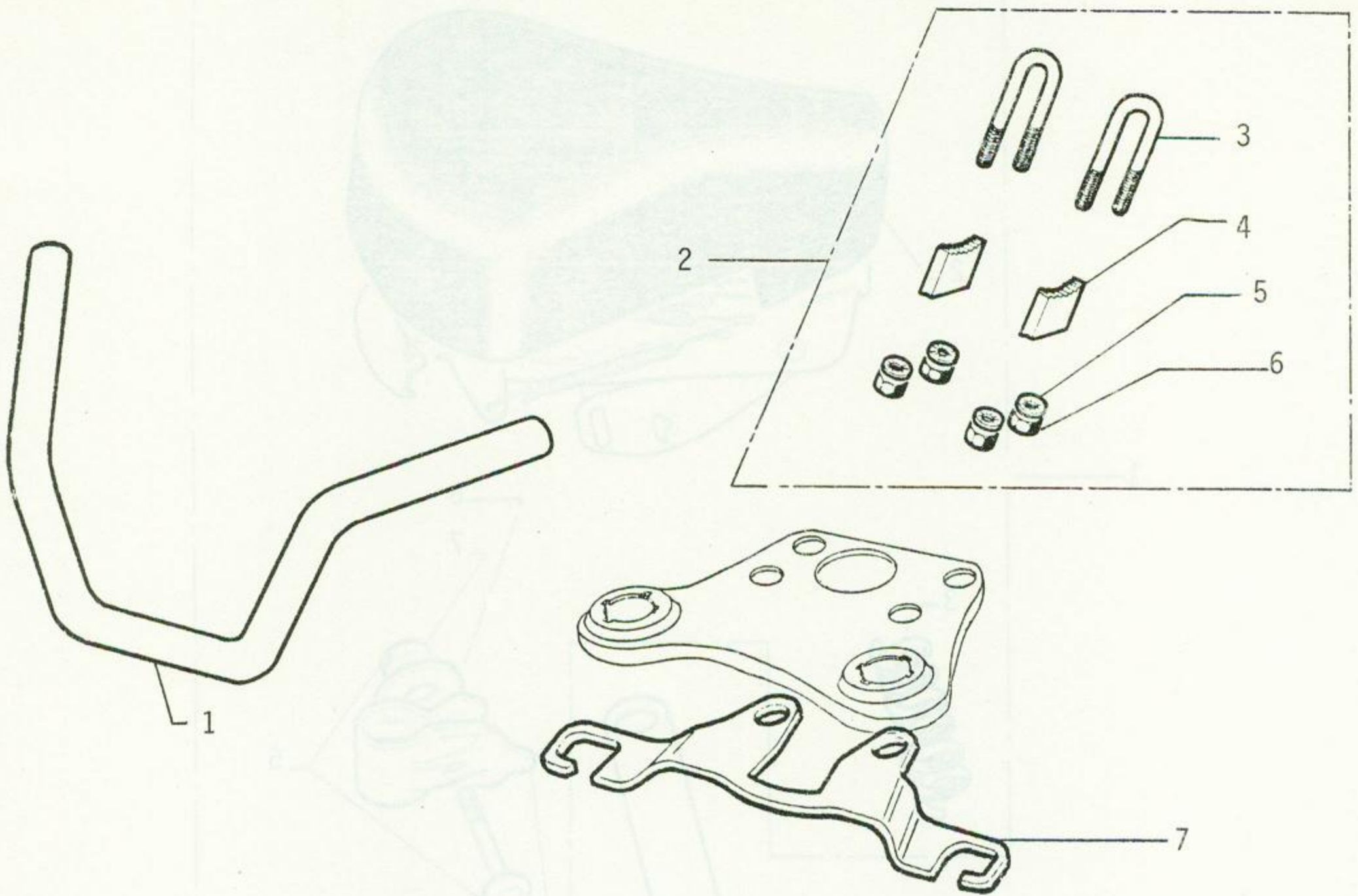
INDEX	PART NUMBER	QTY ASSY.	DESCRIPTION
1	54163	1	Left Handgrip Assembly (Black)
2	01511	1	Locknut
3	23428	1	Handgrip Body
4	23089	1	Cable Adjuster
5	21222	1	Cable Adjuster
6	21157	1	Plastic Star Nut
7	20053	1	Cable End
8	14322	1	Cable End Bolt and Nut
9	20103	1	Screw
10	00057	1	Washer
11	54168	1	Lever
12	53417	1	Choke Lever Knob
13	22337	1	Brake Lever Left
14	21877	1	Spring
15	20960	1	Brake Lever Pivot
16	21655	1	Handgrip Left (Grey)
16	24029	1	Handgrip Left (Black)

Handgrip (Left)
Fig. 27



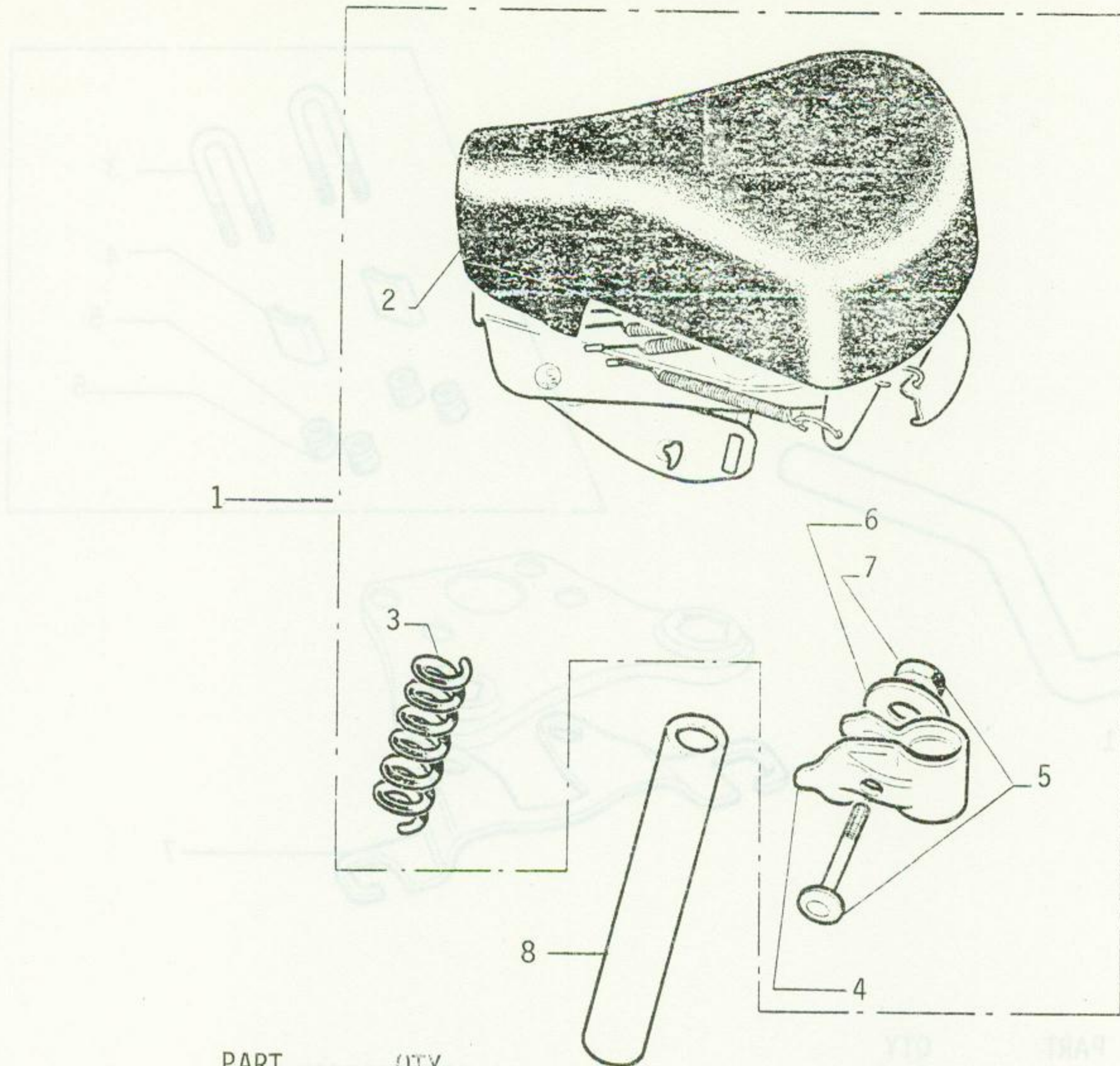
INDEX	PART NUMBER	QTY ASSY.	DESCRIPTION
1	00679	4	Bolt
2	00057	1	Washer
3	01172	4	Washer
4	00010	5	Nut
5	23038	1	Front Fender Bracket
6	23036	1	Front Fender
7	23037	1	Front Fender Bracket
8	20059	1	Fixing Bolt
9	20099	2	Fixing Bolt
10	01525	2	Washer
11	23034	1	Rear Fender Bracket
12	54158	1	Rear Fender
13	16948	1	Grommet
14	22376	1	Decal
15	23035	1	Reinforcement Plate
16	20019	2	Bracket

Front and Rear Fender
Fig. 28



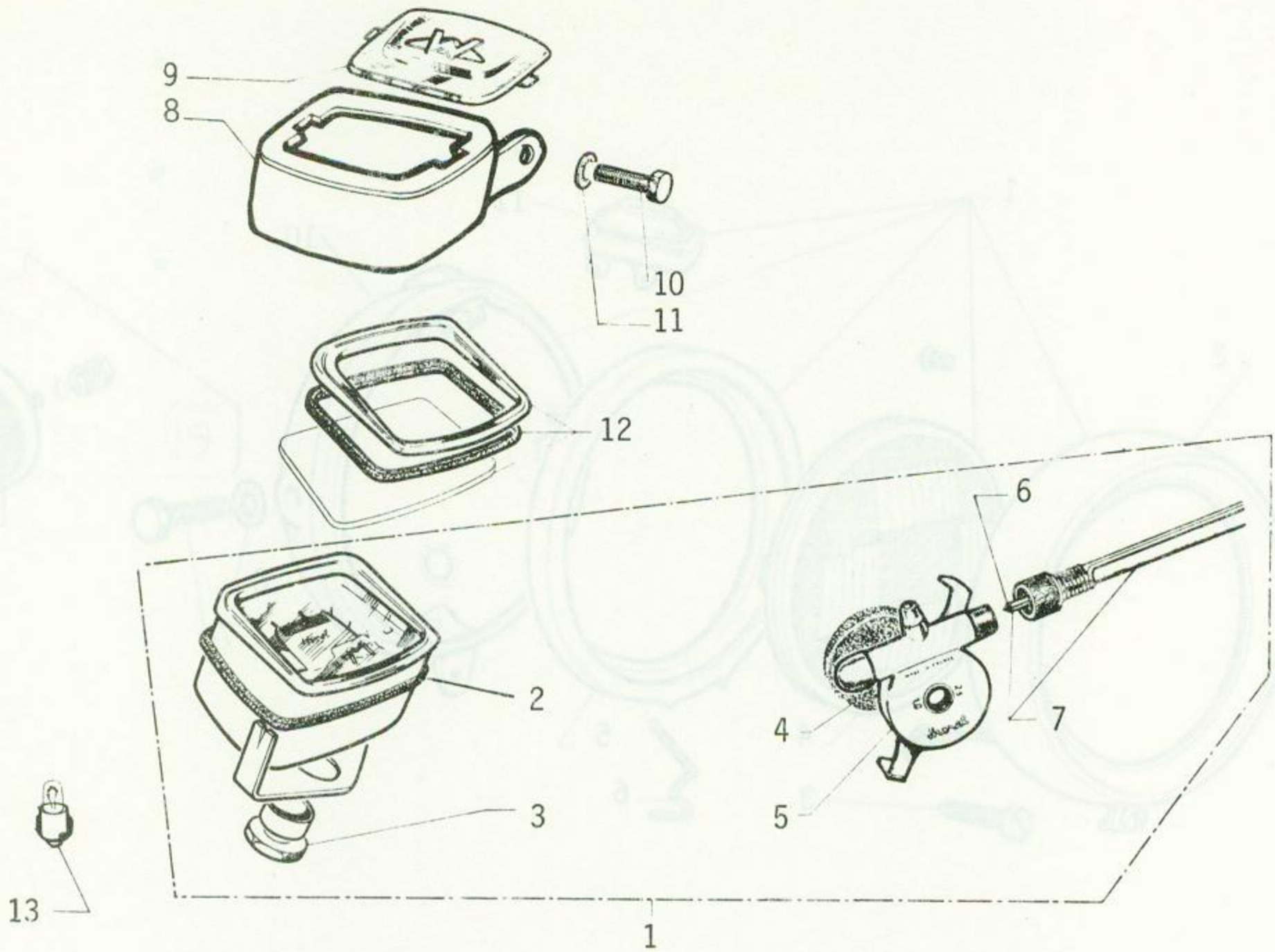
INDEX	PART NUMBER	QTY ASSY.	DESCRIPTION
1	21143	1	Handlebar
2	24260	1	"U" Clamp Kit
3	22404	2	"U" Clamp
4	15523	2	"U" Clamp Wedge
5	01113	4	Washer
6	00011	4	Nut
7	21269	1	Cable Guide

Handlebar
Fig. 29



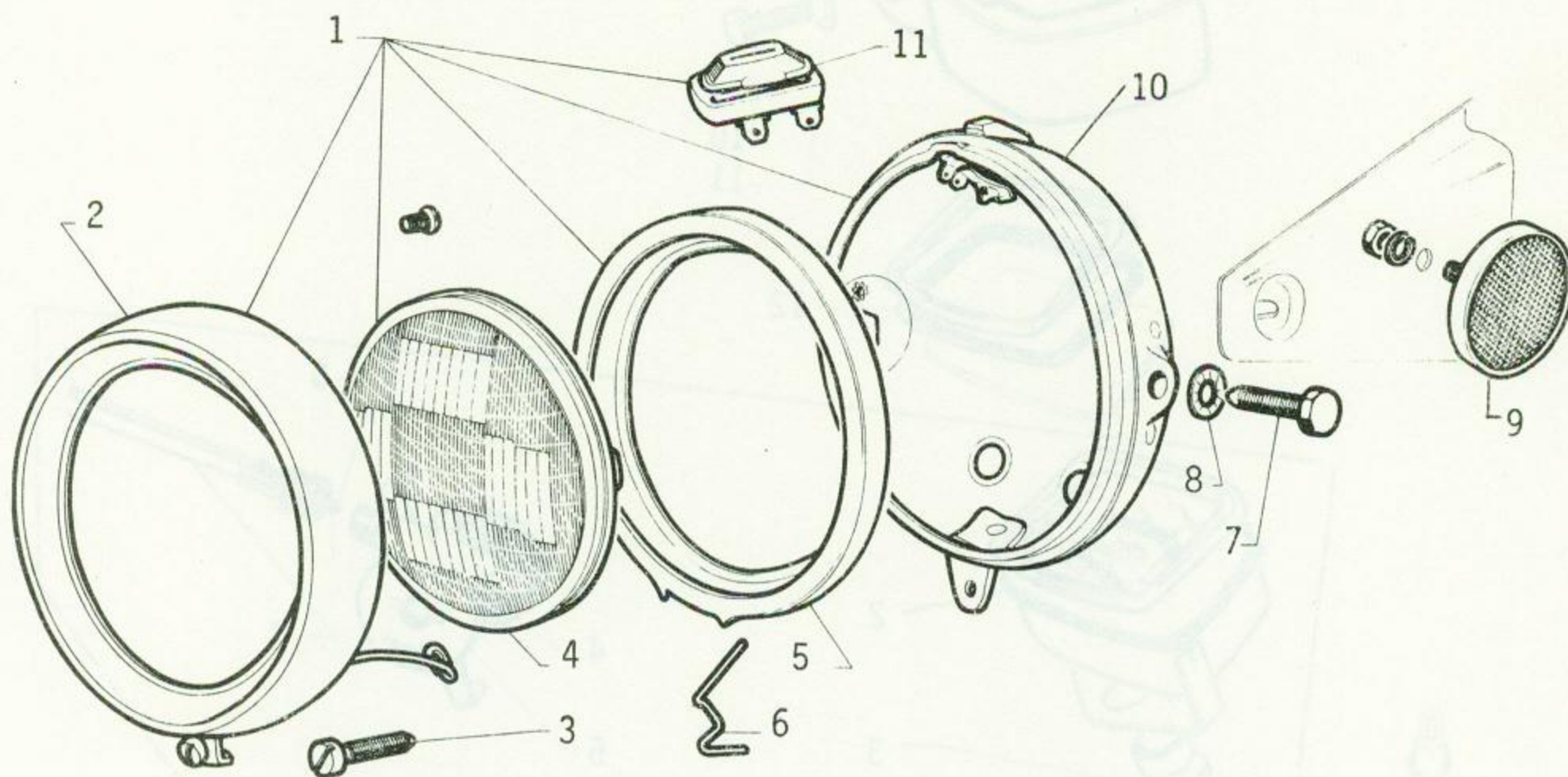
INDEX	PART NUMBER	QTY ASSY.	DESCRIPTION
1	22338	1	Seat - Complete
2	22354	1	Seat Cover
3	18988	1	Spring
4	18987	1	Seat Post Clamp
5	15875	1	Bolt, Nut, and Washer - Complete
6	16947	1	Washer
7	14147	1	Nut
8	14417	1	Seat Post
	18417	1	Tool Kit (Not Illustrated)
	19171	1	Tool Pouch (Not Illustrated)

Seat
Fig. 30



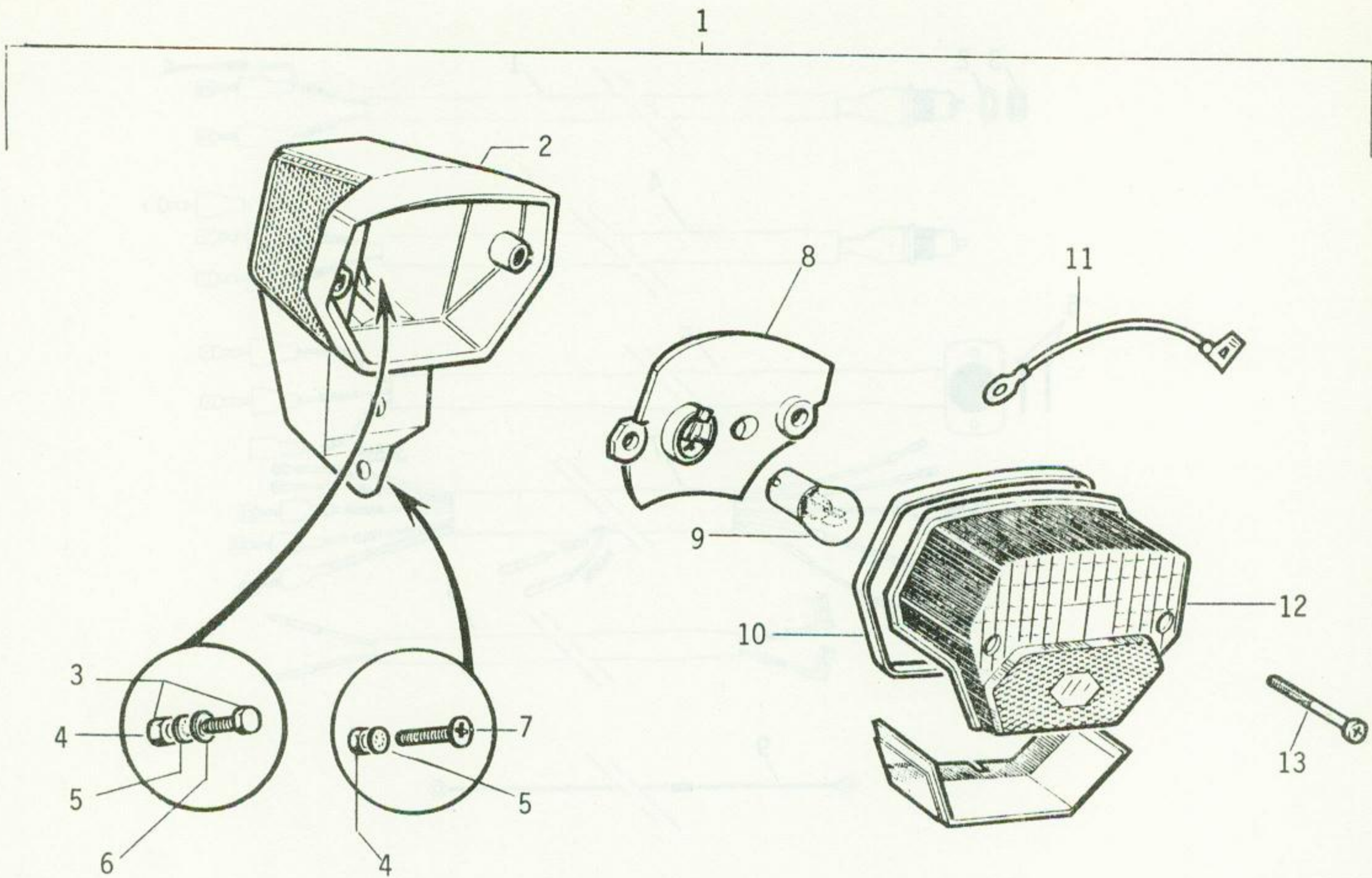
INDEX	PART NUMBER	QTY ASSY.	DESCRIPTION
1	54380	1	Speedo Complete (20MPH)
1	54381	1	Speedo Complete (25 and 30MPH)
2	19573	1	Gasket
3	19291	1	Locknut
4	17793	1	Gasket
5	01494	1	Drive
6	18223	1	Cable
7	18222	1	Cable Complete
8	54180	1	Support (Sandy White)
9	20972	1	Embellisher
10	16714	2	Screw
11	00797	2	Washer - 6mm
12	21873	1	Bezel Complete
13	22576	2	Bulb (12 Volt - 2 Watt)

Speedometer
Fig. 31



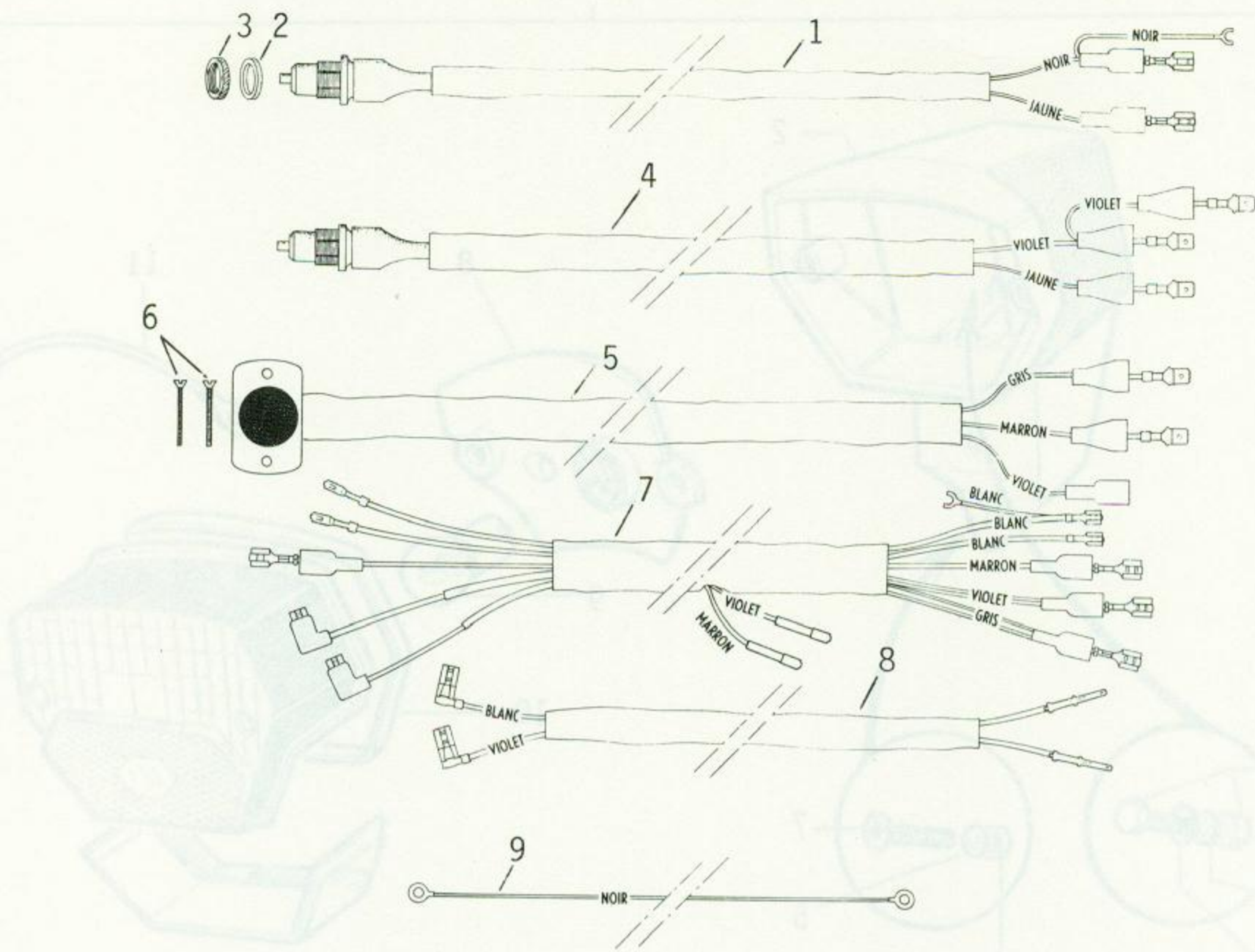
INDEX	PART NUMBER	QTY ASSY.	DESCRIPTION
1	54418	1	Headlamp Complete (Sandy White)
2	53433	1	Bezel
3	19569	1	Screw
4	54129	1	Sealed Beam (12 Volt)
5	53432	1	Support
6	54132	5	Clamps
7	18324	2	Screw
8	00137	2	Washer
9	53439	2	Reflector (Amber)
10	54181	1	Headlamp Body (Sandy White)
11	21439	1	Headlamp Switch (12 Volt)

Headlamp (12 Volt)
Fig. 32



INDEX	PART NUMBER	QTY ASSY.	DESCRIPTION
1	54207	1	Taillamp Complete
2	54208	1	Taillamp Body
3	00050	1	Bolt and Nut
4	00010	2	Nut
5	00797	2	Washer
6	00004	1	Washer
7	20105	1	Screw
8	54210	1	Reflector
9	54134	1	Bulb (12 Volt, 20/5 Watt)
10	21478	1	Gasket
11	21370	1	Ground Wire
12	54209	1	Lens
13	21481	2	Screw (Fine Thread - Flat End)
13	21611	2	Screw (Coarse Thread - Pointed Head)

Taillamp
Fig. 33



INDEX	PART NUMBER	QTY ASSY.	DESCRIPTION
1	54166	1	Right Stop Light Switch
2	21467	2	Rubber Gasket
3	21466	2	Lock Ring
4	54165	1	Left Stop Light Switch
5	54167	1	Horn and Kill Switch
6	21468	2	Screw
7	54152	1	Main Wiring Harness
8	54159	1	Taillight Wiring Harness
9	54153	1	Taillight Ground Wire

Electrical (Wiring and Switches)
 (12 Volt)
 Fig. 32